

Chapter 6 Multiple Integral

6.1 Double Integrals

6.2 Iterated Integrals

6.3 Double Integrals in Polar Coordinates

6.4 Triple Integrals

- Triple Integrals in Cartesian Coordinates
- Triple Integrals in Cylindrical Coordinates
- Triple Integrals in Spherical Coordinates

6.5 Moments and Centre of Mass

6.4 Triple Integrals

Definition

If f is a function defined over a closed, bounded solid region G , then the triple integral of f over G is defined as

$$\iiint_G f(x, y, z) dV = \lim_{n \rightarrow \infty} \sum_{k=1}^n f(x_k^*, y_k^*, z_k^*) \Delta V_k$$

Iterated Integration

Just as for double integrals, the practical method for evaluating triple integrals is to express them as iterated integrals as in the following theorem:

Theorem

If $f(x, y, z)$ is continuous over a rectangular solid $G: a \leq x \leq b, c \leq y \leq d, k \leq z \leq l$, then the triple integral may be evaluated by the iterated integral

$$\int \int \int_G f(x, y, z) dV = \int_k^l \int_c^d \int_a^b f(x, y, z) dx dy dz$$

The iterated integration can be performed in any order (with appropriate adjustments) to the limits of integration:

$$dx dy dz \qquad dx dz dy$$

$$dy dx dz \qquad dy dz dx$$

$$dz dy dx \qquad dz dx dy$$

Example

Evaluate $\int \int \int_G z^2 ye^x dV$, over the rectangular box G defined by

$$0 \leq x \leq 1, 1 \leq y \leq 2, -1 \leq z \leq 1$$

Solution

We shall evaluate the integral in the order $dx dy dz$.

$$\begin{aligned}\iiint_G z^2 y e^x dV &= \int_{-1}^1 \int_1^2 \int_0^1 z^2 y e^x dx dy dz \\ &= \int_{-1}^1 \int_1^2 z^2 y [e^x]_0^1 dy dz = (e - 1) \int_{-1}^1 \int_1^2 z^2 y dy dz \\ &= (e - 1) \int_{-1}^1 z^2 [y^2 / 2]_1^2 dz \\ &= \frac{3}{2} (e - 1) \int_{-1}^1 z^2 dz = e - 1\end{aligned}$$

Integral Over General Regions

We restrict our attention to continuous functions f and to certain simple types of regions.

3 types of region:

Type I – integrating over simple xy -solid

Type II – integrating over simple xz -solid

Type III – integrating over simple yz -solid

Definition

A solid region G is said to be of **Type 1** if it lies between the graphs of two continuous functions of x and y ,

$$G = \{(x, y, z) : x, y \in R, k_1(x, y) \leq z \leq k_2(x, y)\}$$

where R is the projection of G onto the xy -plane, then

$$\iiint_G f(x, y, z) dV = \iint_R \left[\int_{k_1(x, y)}^{k_2(x, y)} f(x, y, z) dz \right] dA$$

Type I Regions

$$\iiint_G f(x, y, z) dV = \iint_R \left[\int_{k_1(x, y)}^{k_2(x, y)} f(x, y, z) dz \right] dA$$

Type II Regions

$$\iiint_G f(x, y, z) dV = \iint_R \left[\int_{g_1(x, z)}^{g_2(x, z)} f(x, y, z) dy \right] dA$$

Type III Regions

$$\iiint_G f(x, y, z) dV = \iint_R \left[\int_{h_1(y, z)}^{h_2(y, z)} f(x, y, z) dx \right] dA$$

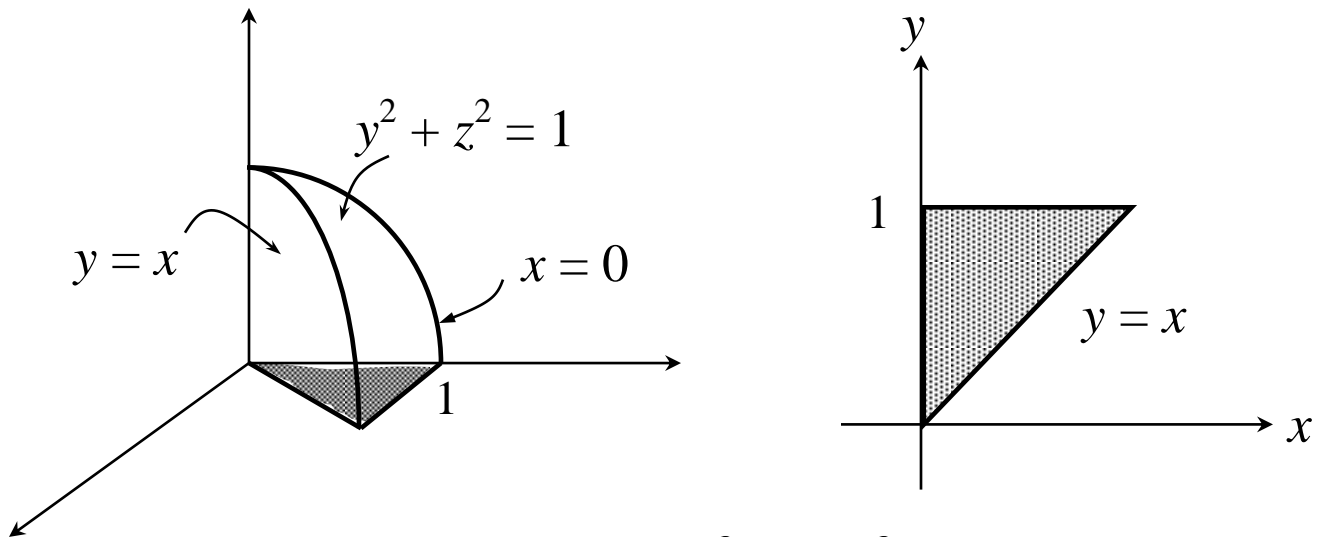
Example

Let G be the wedge in the first octant cut from the cylindrical solid $y^2 + z^2 = 1$ by the planes $y = x$ and $x = 0$. Evaluate

$$\iiint_G z dV$$

Solution

- ◆ **Sketch the solid:** choose Type I



upper bounding surface: $y^2 + z^2 = 1$

lower bounding surface: xy -plane

- ◆ The z -limits of integration: Draw a line L parallel to z -axis passing through solid region.

As z increases, L enters G at $z = 0$ and leaves at $z = \sqrt{1 - y^2}$

$$\iiint_G z \, dV = \iint_R \int_0^{\sqrt{1-y^2}} [z \, dz] \, dA$$

- ◆ The x -limits of integration: Draw a line M parallel to x -axis passing through plane region R .

As x increases, M enters R at $x = 0$ and leaves at $x = y$.

- ◆ The y -limits of integration: Choose y -limits that include all lines parallel to the x -axis.

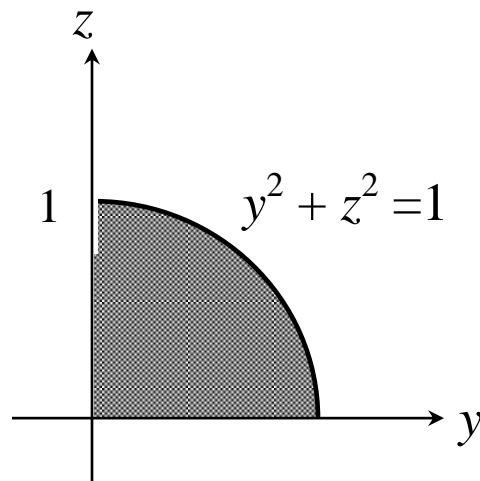
The integral is

$$\begin{aligned} \int \int \int_G z \, dV &= \int_0^1 \int_0^y \int_0^{\sqrt{1-y^2}} z \, dz \, dx \, dy \\ &= \int_0^1 \int_0^y \frac{z^2}{2} \Big|_0^{\sqrt{1-y^2}} dx \, dy = \int_0^1 \int_0^y \frac{1}{2} (1 - y^2) dx \, dy \\ &= \int_0^1 (1 - y^2) x \Big|_0^y dy = \frac{1}{2} \int_0^1 (y - y^3) dy = \frac{1}{8} \end{aligned}$$

Alternatively, we evaluate the integral by integrating first with respect to x (Type III).

The solid is bounded in the back by the plane $x = 0$ and in the front by the plane $y = x$.

$$\iiint_G z \, dV = \iint_R \int_0^y [z \, dx] \, dA$$



$$\iiint_G z \, dV = \int_0^1 \int_0^{\sqrt{1-z^2}} \int_0^y z \, dx \, dy \, dz$$

Question 1

In questions 1(a) - 1(b), evaluate the triple integral.

$$(a) \int_{-1}^1 \int_0^2 \int_0^x x^2 dy dx dz$$

$$(b) \int_1^2 \int_0^z \int_0^y e^x dx dy dz$$

Question 2

Sketch the solid bounded by the graph of the given equation and express $\iiint f(x, y, z) dV$ as iterated integrals in six different ways.

$$x + 2y + 3z = 6, x = 0, y = 0, z = 0.$$

Question 3

In questions 3(a) - 3(b), evaluate the triple integral.

$$(a) x = 0, y = 0, z = 0, 3x + 6y + z = 6.$$

$$(b) z = y^2, z = 0, x = 0, x = 1, y = -1, y = 1.$$

Question 4

In questions 4(a) and 4(b), sketch the solid whose volume is given by the iterated integral.

$$(a) \int_{-3}^3 \int_{-\sqrt{9-x^2}}^{\sqrt{9-x^2}} \int_0^{y+6} dz dy dx$$

$$(b) \int_{-1}^1 \int_{x^2}^1 \int_0^{1-y} dz dy dx$$

Cylindrical Coordinates

- ◆ Generalization of polar coordinates in \mathbb{R}^3
- ◆ We convert a triple integral from rectangular to cylindrical coordinates by writing

$$x = r \cos \theta, \quad y = r \sin \theta, \quad z = z$$

The element of integration,

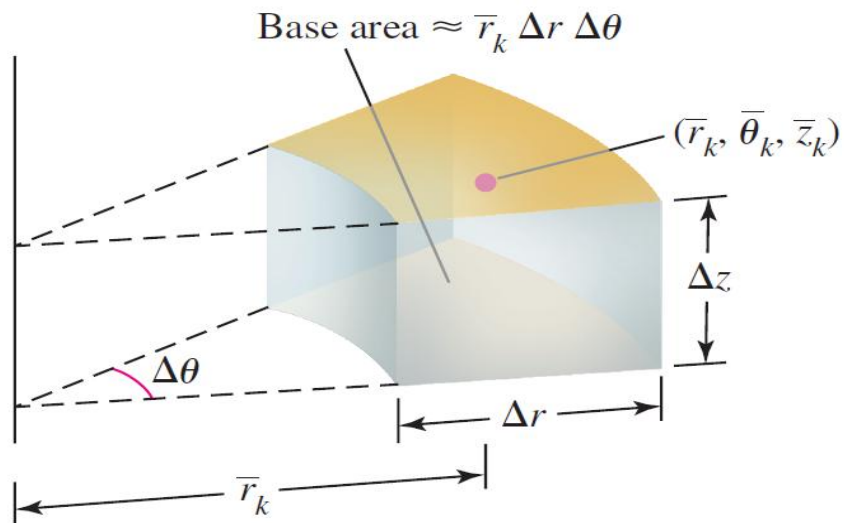
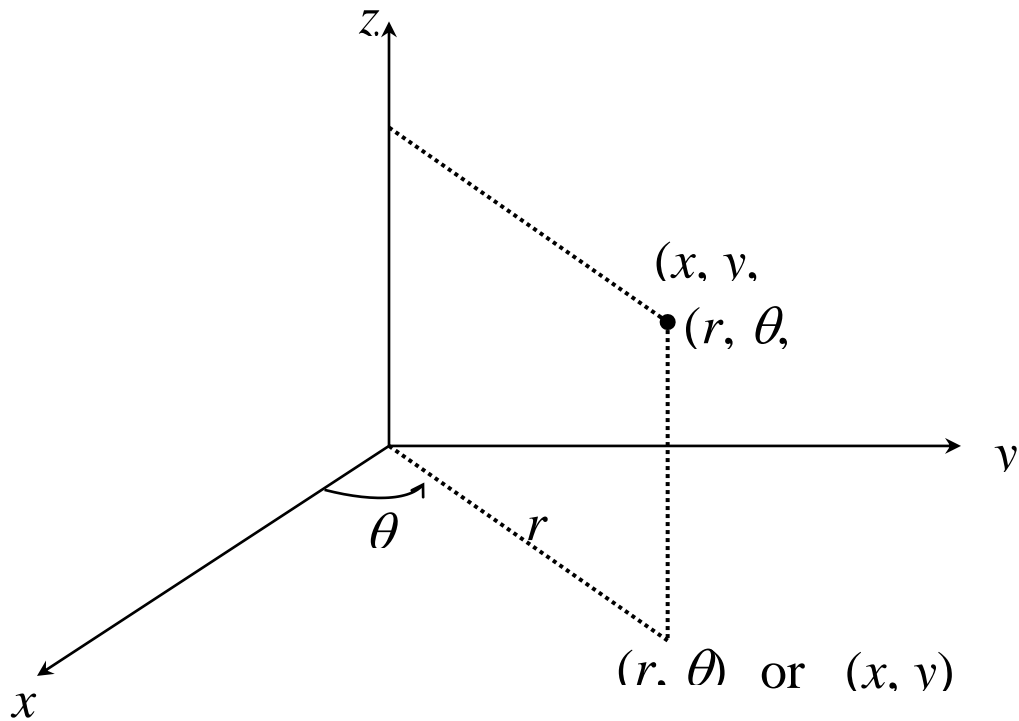
$$dV = r \, dr \, d\theta \, dz$$

The function $f(x, y, z)$ is transform to

$$f(x, y, z) = f(r \cos \theta, r \sin \theta, z)$$

- ◆ Cylindrical coordinates are convenient for representing cylindrical surfaces and surfaces for which the z -axis is the axis of symmetry.

The cylindrical coordinate system



Approximate volume $\Delta V_k \approx \bar{r}_k \Delta r \Delta \theta \Delta z$

Theorem

Let G be a solid with upper surface

$$z = g_2(r, \theta) \text{ and lower surface } z = g_1(r, \theta)$$

and let R be the projection of the solid on the xy -plane expressed in polar coordinates. Then if

$f(r, \theta, z)$ is continuous on R , we have

$$\iiint_G f(r, \theta, z) dV = \iint_R \int_{g_1(r, \theta)}^{g_2(r, \theta)} f(r, \theta, z) r dz dr d\theta$$

Example

Use cylindrical coordinates to evaluate

$$\int_{-3}^3 \int_{-\sqrt{9-x^2}}^{\sqrt{9-x^2}} \int_0^{9-x^2-y^2} x^2 dz dy dx$$

Solution

$$\int_{-3}^3 \int_{-\sqrt{9-x^2}}^{\sqrt{9-x^2}} \int_0^{9-x^2-y^2} x^2 dz dy dx = \iiint_G x^2 dV$$

$$= \int_0^{2\pi} \int_0^3 \int_0^{9-r^2} r^2 \cos^2 \theta r dz dr d\theta$$

$$= \int_0^{2\pi} \int_0^3 r^3 \cos^2 \theta z \Big|_0^{9-r^2} dr d\theta$$

⋮

$$= \frac{243}{4} \int_0^{2\pi} \cos^2 \theta d\theta$$

$$= \frac{243}{4} \int_0^{2\pi} \frac{1 + \cos 2\theta}{2} d\theta = \frac{243}{4} \pi$$

Question 1

In questions 1(a) - 1(c), use cylindrical coordinates to find the volume of the solid bounded by the given surfaces.

(a) $z = x^2 + y^2, z = 9.$

(b) $z = x^2 + y^2, x^2 + y^2 = 1, z = 0.$

(c) $z = x^2 + y^2, x^2 + y^2 = 4, z = 0.$

Question 2

In questions 2(a) - 2(b), evaluate the integrals by changing the coordinates to cylindrical coordinates.

(a) $\int_0^1 \int_0^{\sqrt{1-y^2}} \int_0^{\sqrt{4-x^2-y^2}} z \, dz \, dx \, dy.$

(b) $\int_{-1}^1 \int_0^{\sqrt{1-y^2}} \int_0^x x^2 + y^2 \, dz \, dx \, dy$

Spherical Coordinates

Definition

Spherical coordinates represent a point P in space by ordered triples (ρ, ϕ, θ) in which

1. ρ is the distance from P to the origin
2. ϕ is the angle \overrightarrow{OP} makes with the positive z -axis ($0 \leq \phi \leq \pi$)
3. θ is the angle from cylindrical coordinates.

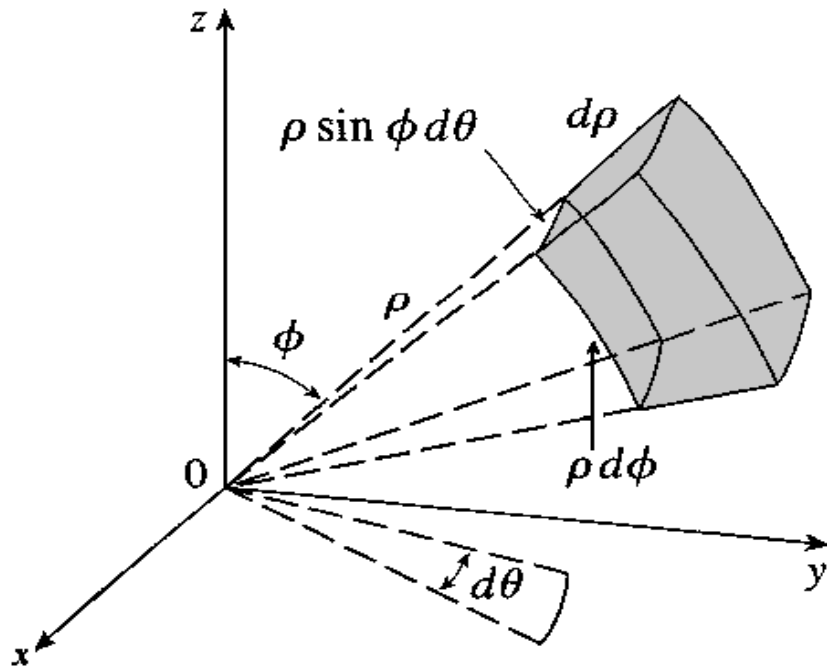
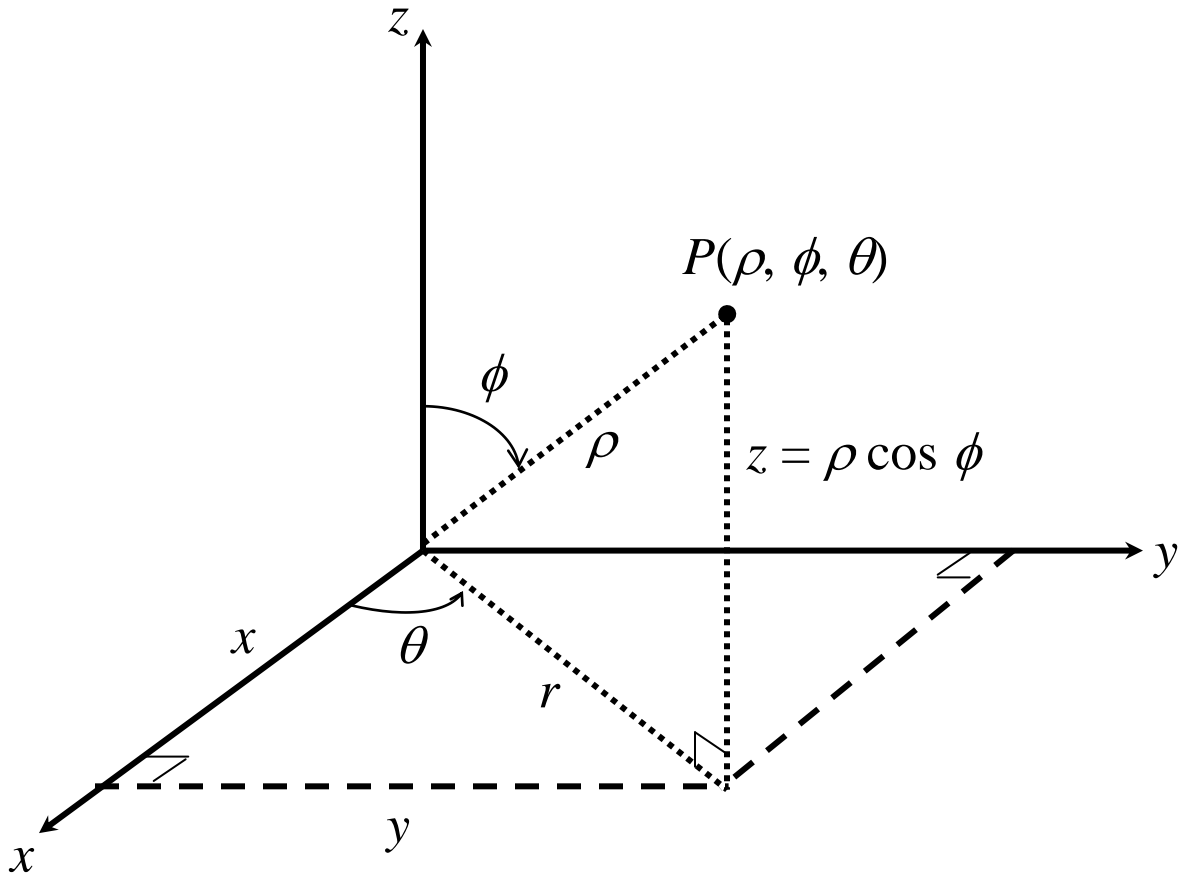
The spherical coordinate system

Since $r = \rho \sin \phi$,

$$x = r \cos \theta = \rho \sin \phi \cos \theta$$

$$y = r \sin \theta = \rho \sin \phi \sin \theta$$

and $z = \rho \cos \phi$, $x^2 + y^2 + z^2 = \rho^2$



- The function $f(x, y, z)$ is transform to

$$f(x, y, z) = f(\rho \sin \phi \cos \theta, \rho \sin \phi \sin \theta, \rho \cos \phi)$$

- The element of integration,

$$dV = \rho^2 \sin \phi \, d\rho \, d\phi \, d\theta$$

- Triple integrals in spherical coordinates are then evaluated as iterated integrals.

The integral is

$$\int \int \int_G f(\rho, \phi, \theta) \, dV = \int \int \int_G f(\rho, \phi, \theta) \rho^2 \sin \phi \, d\rho \, d\phi \, d\theta$$

Question 1

In questions 1(a) - 1(b), use spherical coordinates to evaluate the integrals.

- (a) $\iiint_G \cos \sqrt{x^2 + y^2 + z^2}^3 \, dV$ where G is the solid bounded by $z = \sqrt{1 - x^2 - y^2}$ and $z = 0$.

(b) $\iiint_G e^{\sqrt{x^2+y^2+z^2}^3} dV$ where G is the solid bounded by $z = \sqrt{1-x^2-y^2}$ and $z = \sqrt{x^2+y^2}$.

Question 2

In questions 2(a) - 2(b), evaluate the integrals by changing the coordinates to spherical coordinates.

(a) $\int_{-2}^2 \int_{-\sqrt{4-x^2}}^{\sqrt{4-x^2}} \int_{\sqrt{x^2+y^2}}^{\sqrt{8-x^2-y^2}} x^2 + y^2 + z^2 dz dy dx.$

(b) $\int_0^{\sqrt{2}} \int_y^{\sqrt{4-y^2}} \int_0^{\sqrt{4-x^2-y^2}} \sqrt{x^2 + y^2 + z^2} dz dx dy.$

(c) $\int_{-2}^2 \int_{-\sqrt{4-x^2}}^{\sqrt{4-x^2}} \int_{-\sqrt{4-x^2-y^2}}^{\sqrt{4-x^2-y^2}} dz dy dx.$

6.5 Moments and Centre of Mass

Notation and Terminology

Lamina - a solid object that is sufficiently “flat” to be regarded as two-dimensional.

Density: mass per unit area, $\delta(x, y)$

Mass: quantity of matter in a body, m

Moment of mass: tendency of mass to produce a rotation about a point, line or plane

Positive moment – clockwise rotation

Negative moment – counterclockwise rotation

Center of Gravity/Center of Mass:

a point where a system behaves as if all its mass is concentrated there (balance point).

Centroid: center of mass of a homogeneous body

Moment of inertia: tendency to resist a change in the rotational motion about an axis.

Definition

If δ is a continuous density function on the lamina corresponding to a plane region R , then

◆ Mass, $m = \iint_R \delta(x, y) dA$

◆ Moments of mass about the x - and y -axes,

$$M_x = \iint_R y \delta(x, y) dA$$

$$M_y = \iint_R x \delta(x, y) dA$$

◆ Centre of mass, $(\bar{x}, \bar{y}) = \left(\frac{M_y}{m}, \frac{M_x}{m} \right)$

◆ If the density δ is constant, the point (\bar{x}, \bar{y}) is called the centroid of the region.

Example

A lamina of density $\delta(x, y) = x^2$ occupies a region R bounded by the parabola $y = 2 - x^2$ and the line $y = x$. Find

(a) mass

(b) centre of mass of the lamina.

Solution

- ◆ sketch the region R

(a) mass of lamina,

$$m = \iint_R \delta(x, y) dA = \int_{-2}^1 \int_x^{2-x^2} x^2 dy dx$$

$$= \int_{-2}^1 x^2 y \Big|_x^{2-x^2} dx$$

$$\therefore m = \int_{-2}^1 (2x^2 - x^4 - x^3) dx = \frac{63}{20}$$

(b) centre of mass, (\bar{x}, \bar{y})

$$\text{KNOW: } \bar{x} = \frac{M_y}{m}, \quad \bar{y} = \frac{M_x}{m}$$

$$M_x = \iint_R y \delta(x, y) dA$$

$$= \int_{-2}^1 \int_x^{2-x^2} y x^2 dy dx = \int_{-2}^1 x^2 \frac{y^2}{2} \Big|_x^{2-x^2} dx$$

$$\therefore M_x = \frac{1}{2} \int_{-2}^1 (x^6 - 5x^4 + 4x^2) dx = -\frac{9}{7}$$

$$M_y = \iint_R x \delta(x, y) dA$$

$$= \int_{-2}^1 \int_x^{2-x^2} x^3 dy dx = \int_{-2}^1 x^3 y \Big|_x^{2-x^2} dx$$

$$\therefore M_y = \int_{-2}^1 (2x^3 - x^5 - x^4) dx = -\frac{18}{5}$$

From (a) we found $m = \frac{63}{20}$, so the centre of mass is (\bar{x}, \bar{y}) where

$$\bar{x} = \frac{M_y}{m} = \frac{-18/5}{63/20} = -\frac{8}{7} \approx -1.14$$

$$\bar{y} = \frac{M_x}{m} = \frac{-9/7}{63/20} = -\frac{20}{49} \approx -0.41$$

In an analogous way, we can use the triple integral to find mass and the center of mass of a solid in \mathbb{R}^3 . The density $\delta(x, y, z)$ at a point in the solid now refers to mass per unit volume.

◆ Mass
$$m = \int \int \int_G \delta(x, y, z) dV$$

◆ Moments

$$M_{yz} = \int \int \int_G x \delta(x, y, z) dV$$

$$M_{xz} = \int \int \int_G y \delta(x, y, z) dV$$

$$M_{xy} = \int \int \int_G z \delta(x, y, z) dV$$

- ◆ Centre of mass

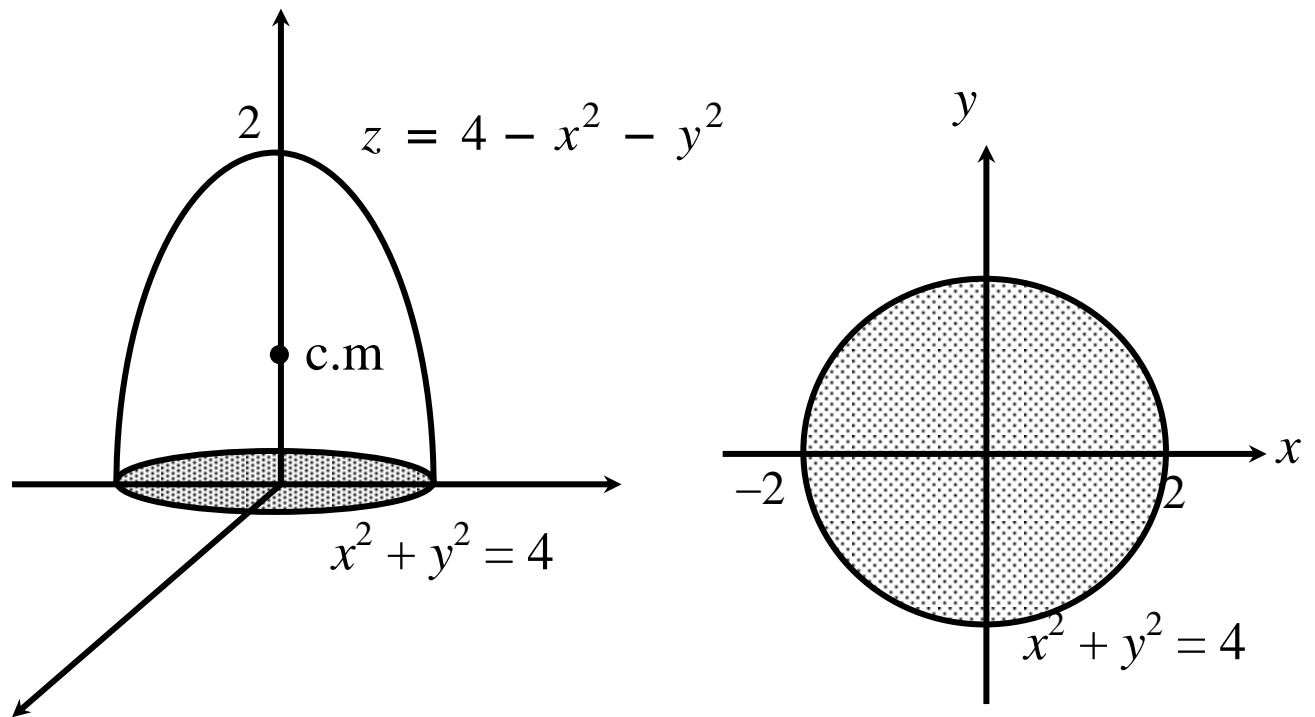
$$(\bar{x}, \bar{y}, \bar{z}) = \left(\frac{M_{yz}}{m}, \frac{M_{xz}}{m}, \frac{M_{xy}}{m} \right)$$

- ◆ If the density δ is constant, the point $(\bar{x}, \bar{y}, \bar{z})$ is called the centroid.

Example

Find the centroid of a solid of constant density δ bounded below by the disk $x^2 + y^2 \leq 4$ in the plane $z = 0$ and above by the paraboloid $z = 4 - x^2 - y^2$.

Solution



By symmetry, $\bar{x} = \bar{y} = 0$. So we only need to find \bar{z} .

$$\bar{z} = \frac{M_{xy}}{m}$$

$$\begin{aligned}
M_{xy} &= \int \int \int_G z \delta(x, y, z) dV \\
&= \int \int_R \int_0^{4-x^2-y^2} z \delta dz dy dx \\
&= \int \int_R \delta \left. \frac{z^2}{2} \right|_0^{4-x^2-y^2} dy dx \\
&= \frac{\delta}{2} \int \int_R (4 - x^2 - y^2)^2 dy dx \\
&= \frac{\delta}{2} \int_0^{2\pi} \int_0^2 (4 - r^2)^2 r dr d\theta \\
&= \frac{\delta}{2} \int_0^{2\pi} \left. \frac{1}{6} (4 - r^2)^3 \right|_0^2 dx \\
&= \frac{16\delta}{3} \int_0^{2\pi} d\theta
\end{aligned}$$

$$\therefore M_{xy} = \frac{32\pi\delta}{3}$$

A similar calculation gives

$$\begin{aligned} m &= \int \int \int_G \delta(x, y, z) dV \\ &= \int \int_R \int_0^{4-x^2-y^2} \delta dz dy dx = 8\pi\delta \end{aligned}$$

$$\text{Therefore } \bar{z} = \frac{M_{xy}}{m} = \frac{32\pi\delta/3}{8\pi\delta} = \frac{4}{3}.$$

Thus the centroid is $(\bar{x}, \bar{y}, \bar{z}) = (0, 0, 4/3)$.

Question

A solid is the tetrahedron bounded by the coordinate planes and the plane

$x + y + z = 2$. If the density

$\delta(x, y, z) = 2x$, find the centre of mass.

Moments of Inertia

- ◆ Also called the second moments

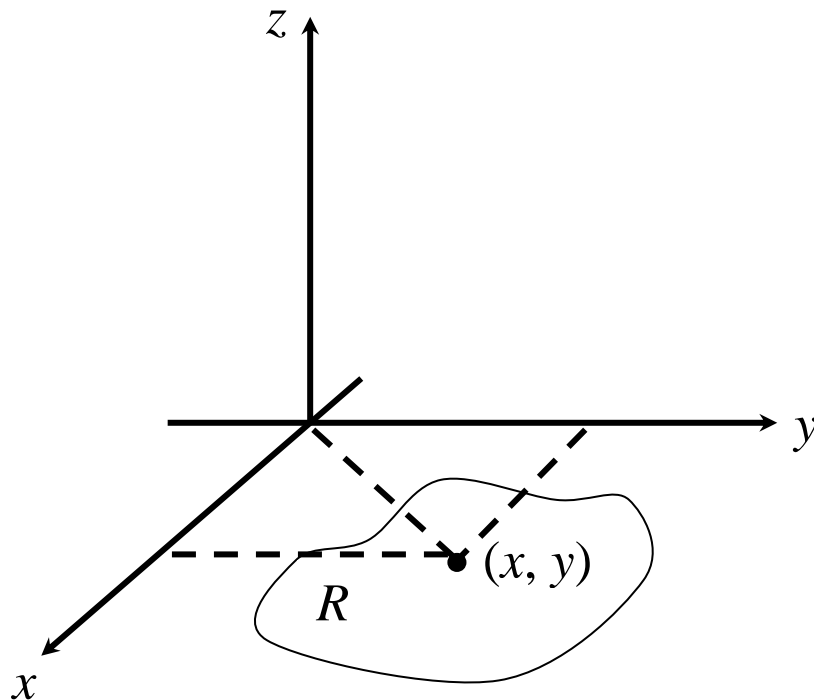
Definition

The moments of inertia of a lamina of density δ covering the planar region R about the x -, y -, and z -axis are given by

$$I_x = \iint_R y^2 \delta(x, y) dA$$

$$I_y = \iint_R x^2 \delta(x, y) dA$$

$$I_z = \iint_R (x^2 + y^2) \delta(x, y) dA$$



The concept of moments of inertia generalise easily to solid regions.

Suppose the solid occupies a region R and that the density at each point (x, y, z) in R is given by $\delta(x, y, z)$. The moments of inertia of the solid about the x -, y -, and z -axis are given by

$$I_x = \int \int \int_G (y^2 + z^2) \delta(x, y, z) dV$$

$$I_y = \int \int \int_G (x^2 + z^2) \delta(x, y, z) dV$$

$$I_z = \int \int \int_G (x^2 + y^2) \delta(x, y, z) dV$$

Question 1

A lamina of density $\delta(x, y) = x^2 y$ occupies the region R in the plane that is bounded by the parabola $y = x^2$ and the lines $x = 2$ and $y = 1$. Find the moments of inertia of the lamina about the x -axis and the y -axis.

Question 2

Find the moment of inertia of the “ice cream cone” G cut from the solid sphere $\rho \leq 1$ by the cone $\phi = \frac{\pi}{3}$ about the z -axis. (Take $\delta = 1$)

Question 3

Find the moment of inertia of a solid hemisphere of radius 2 with respect to its axis of symmetry, if the density is proportional to the distance from the axis of symmetry.