

iOBE

MPPP1223(18)

20192020/2 for SE

by NORASYKIN MOHD ZAID norasykin

Do not skip these STEPs, Each step performs a specific task. Start from Step 2 → 3 → 4 → 5 → 6 → 7 → 8 → 9 → 10
Always press SAVE button at every STEP before proceeding to the next STEP. Step 1 is optional

Step 1 → Step 2 → Step 3 → Step 4 → Step 5 → Step 6 → Step 7 → Step 8 → Step 9 → Step 10

Step 9 - Process Results and Grades

End of Course Survey	Reflection of Past PLOs and CLOs	Import POs and COs from Other Section (Do this with caution)	HISTORY	HELP	GO TO OTHER COURSE	Manual	Change Password	Print	DELETE EVERYTHING!!	Logout
----------------------	----------------------------------	--	---------	------	--------------------	--------	-----------------	-------	---------------------	--------

End of Course Survey

Students can fill-in the end-of-course survey at obe.utm.my/pelajarutm

Found 17 survey(s).

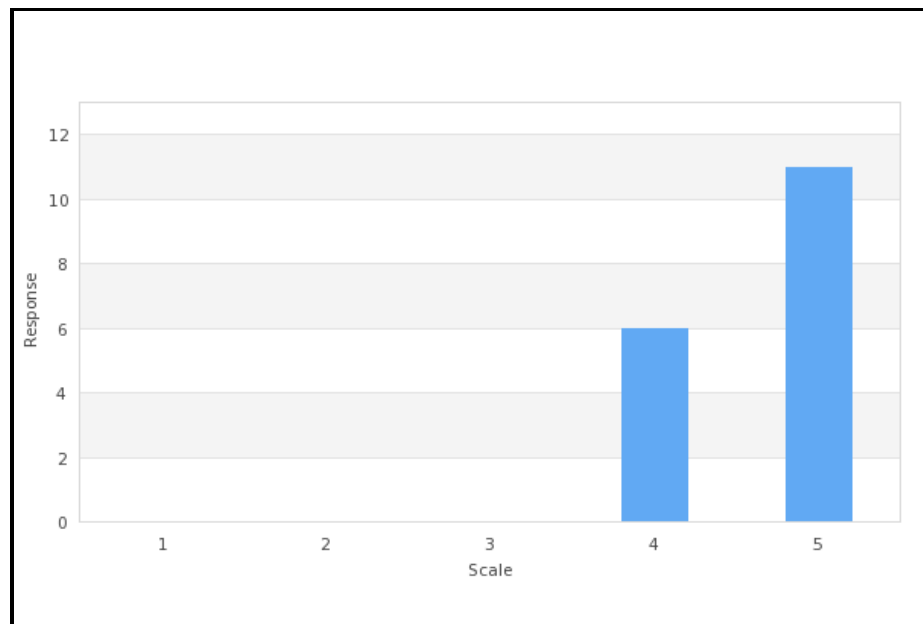
ID	The course achieved its attended target	The course was attractive and exciting.	The course was easy to follow.	The course content was appropriate for the credit hours allocated.	The assessment of course work was appropriate and fair.	The lecture rooms were comfortable and well equipped.	The course materials were enough and helpful.	Delivery and execution of teaching was effective.	In your opinion which particular topic(s) require more explanation/discussion by the lecturer	Which topic(s) are redundant with other courses?	Give suggestions how this course can be improved
31170	Very Agree	Very Agree	Agree	Very Agree	Very Agree	Very Agree	Very Agree	Very Agree	Everything easy to learn when we are so interested in it. In tweening section maybe need more explanation.	Text section	Itâ€”s already just nice.
31171	Agree	Very Agree	Very Agree	Very Agree	Very Agree	Very Agree	Very Agree	Agree	Create button	Dreamweaver	More training to student
31173	Agree	Agree	Agree	Agree	Agree	Agree	Agree	Agree	How to create animation	None	A step by step module on how to create.
31176	Very Agree	Very Agree	Agree	Very Agree	Agree	Very Agree	Very Agree	Very Agree	Coding for some elements...like drag and drop	audio video	more exercises...so that can easily run with coding
31177	Very Agree	Very Agree	Agree	Agree	Agree	Agree	Agree	Agree	Dreamveaver	No	Bengkel DW
31179	Agree	Agree	Not Agree	Not Agree	Not sure	Agree	Not sure	Not sure	Technical or practical support	Dreamweaver and animation	Face to face and clear video for practic.
31182	Very Agree	Very Agree	Very Agree	Very Agree	Very Agree	Very Agree	Very Agree	Very Agree	I think 'web hosting' requires more explanation.	-	This course is very exciting and interesting! It requires lots of hands-on and I love it. Thank you Dr. Sykin and Dr. Shafie
31185	Very Agree	Very Agree	Not Agree	Agree	Very Agree	Agree	Agree	Very Agree	In fact lecturer provides enough discussion and explanations. Dr. Sykin is devoted and helpful. However, the problems lay in students. Some are not mentally-prepared, some are not used to self-directed learning, some lacks motivation when losing way. In my humble opinions, peer teaching could solve this.	Not at all.	Increase amount of hands on project on the spot. Maybe a session or two for all students sit down, discuss and play around with the software instead of doing project by themselves with the very limited skills they had. Tak kenal maka tak cinta. When they love it, they become passionate.

31191	Very Agree	Very Agree	Very Agree	Very Agree	Very Agree	Very Agree	Very Agree	Very Agree	Dreamweaver susah sikit..haha	Nope	Bahagian Dreamweaver nasib baik Dr ade record video..kena ulang tengok berpuluh-puluh kali baru dpt faham caranya..Terbaik
31228	Very Agree	Very Agree	Agree	Agree	Agree	Very Agree	Agree	Agree	DW	No	Pembelajaran didalam kelas
31238	Very Agree	Very Agree	Not sure	Agree	Agree	Very Agree	Agree	Agree	Dreamweaver	no	should give more video tutorial example
31251	Very Agree	Very Agree	Agree	Very Agree	Very Agree	Very Agree	Very Agree	Very Agree	Dreamweaver	Semuanya, Animate CC dan Dreamweaver	Memperbanyakkan lagi tugasan berbentuk projek
31288	Agree	Very Agree	Agree	Agree	Agree	Agree	Agree	Agree	Pada bahagian coding perlu penekanan	tiada	Perlu lebih banyak latihan bersama
31348	Agree	Very Agree	Agree	Very Agree	Very Agree	Very Agree	Agree	Agree	Uploading DW project on webhost. Using videos in Animate.	None	Need more hands on, step by step practice.
31906	Very Agree	Very Agree	Agree	Very Agree	Very Agree	Very Agree	Agree	Agree	I think the topic drag n drop and inserting name for every page must take more attention... Thank you	No	I think lecturer can make more details explanation as this subject is quite tough especially for those who first time to be introduce with this software... Overall the delivery, guidance by lecturer are good.. Thank you..
31909	Agree	Very Agree	Agree	Agree	Very Agree	Agree	Agree	Very Agree	Topik pelaksanaan perisian animate cc dan Dreamweaver	No	Menjalankan aktiviti menghasilkan bahan pengajaran menggunakan perisian dalam tempoh yang lebih sesuai.
32104	Very Agree	Very Agree	Very Agree	Agree	Agree	Very Agree	Very Agree	Very Agree	The coding part of Animate, the Announcement, Forum tutorials of Dreamweaver.	No. They were well executed.	This course is quite packed because there are two softwares students have to master in limited time. Maybe the syllabus can be restructured to suit course's timeline.

Summary

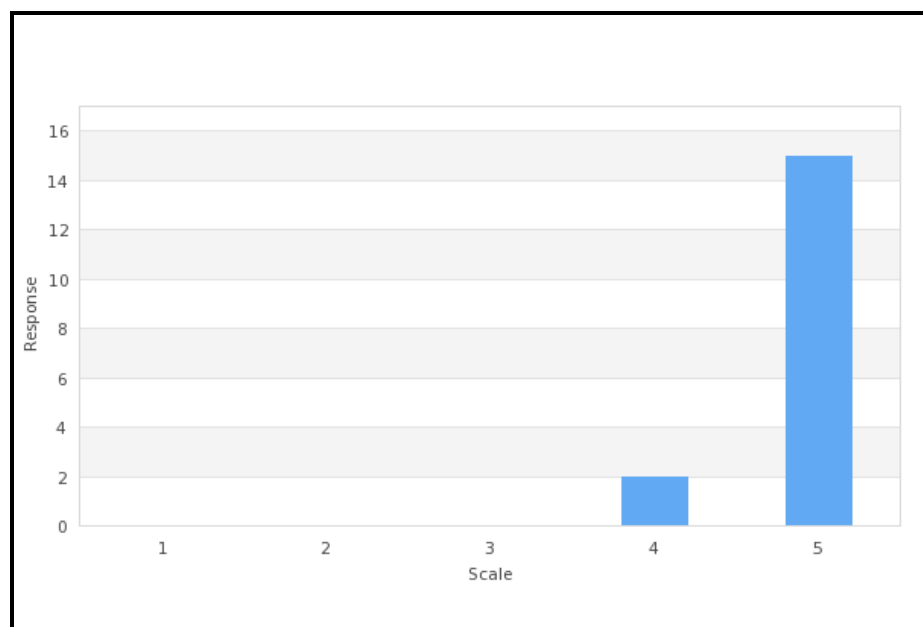
The course achieved its attended target

1-Very Not Agree : 2-Not Agree : 3-Not Sure : 4-Agree : 5-Very Agree



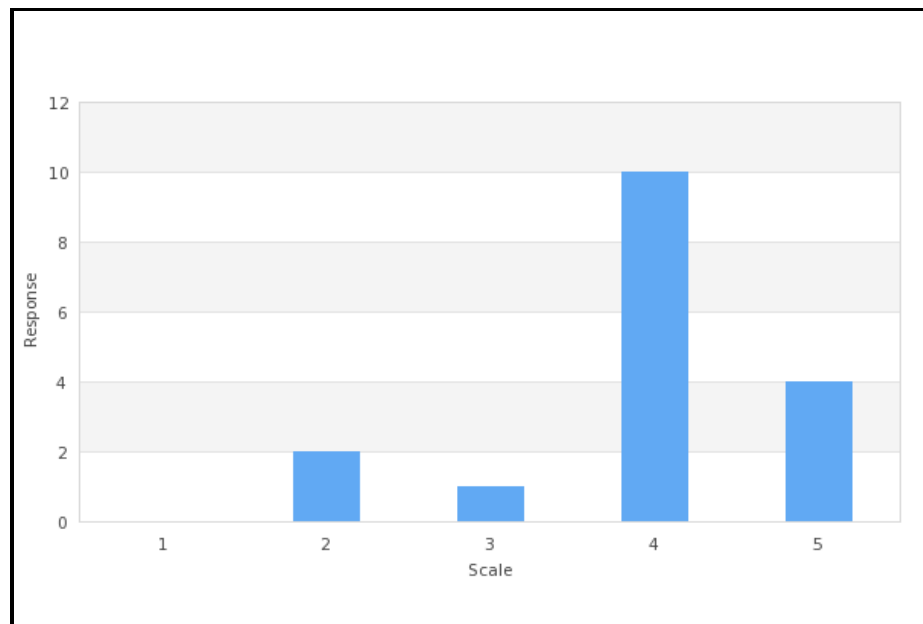
The course was attractive and exciting.

1-Very Not Agree : 2-Not Agree : 3-Not Sure : 4-Agree : 5-Very Agree



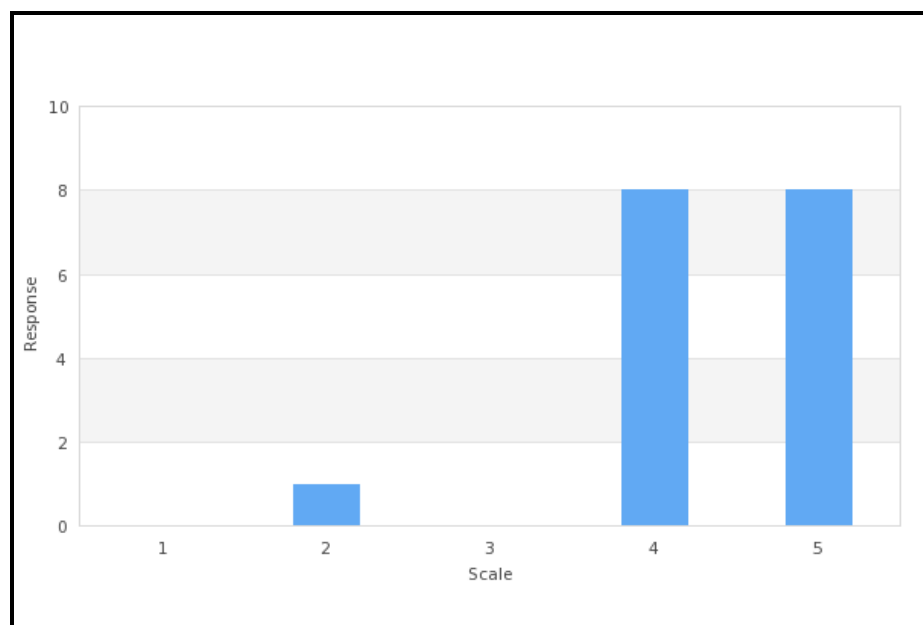
The course was easy to follow.

1-Very Not Agree : 2-Not Agree : 3-Not Sure : 4-Agree : 5-Very Agree



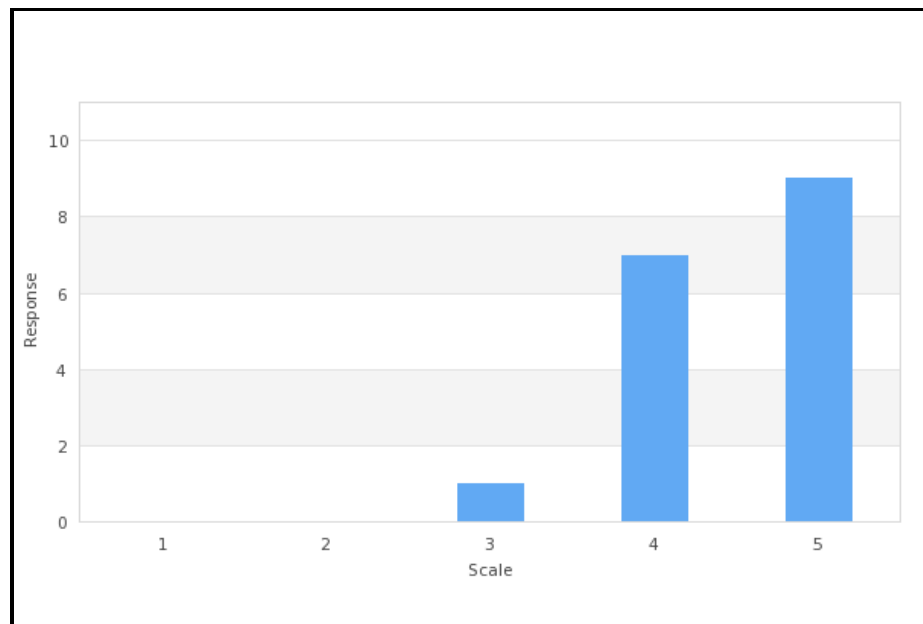
The course content was appropriate for the credit hours allocated.

1-Very Not Agree : 2-Not Agree : 3-Not Sure : 4-Agree : 5-Very Agree



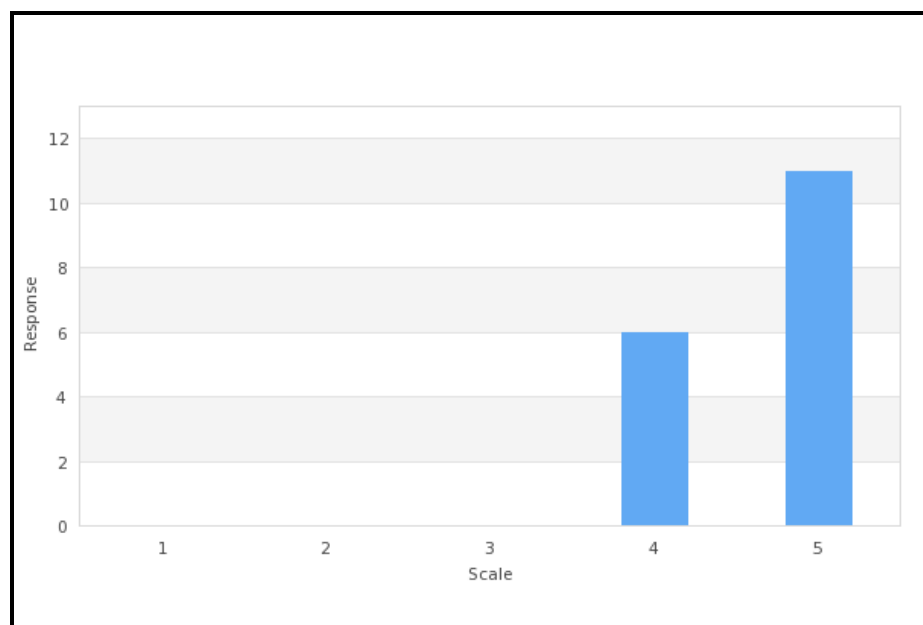
The assessment of course work was appropriate and fair.

1-Very Not Agree : 2-Not Agree : 3-Not Sure : 4-Agree : 5-Very Agree



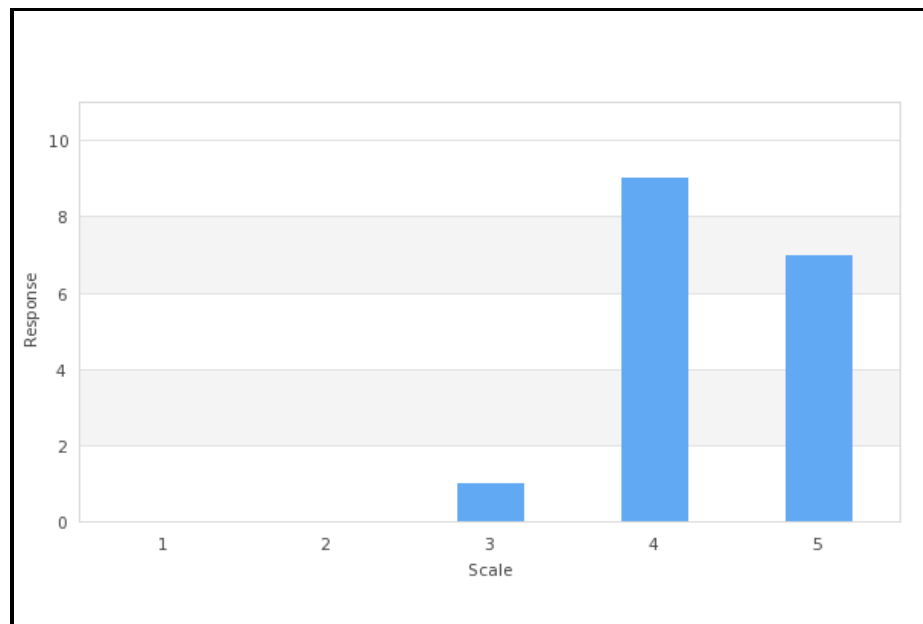
The lecture rooms were comfortable and well equipped.

1-Very Not Agree : 2-Not Agree : 3-Not Sure : 4-Agree : 5-Very Agree



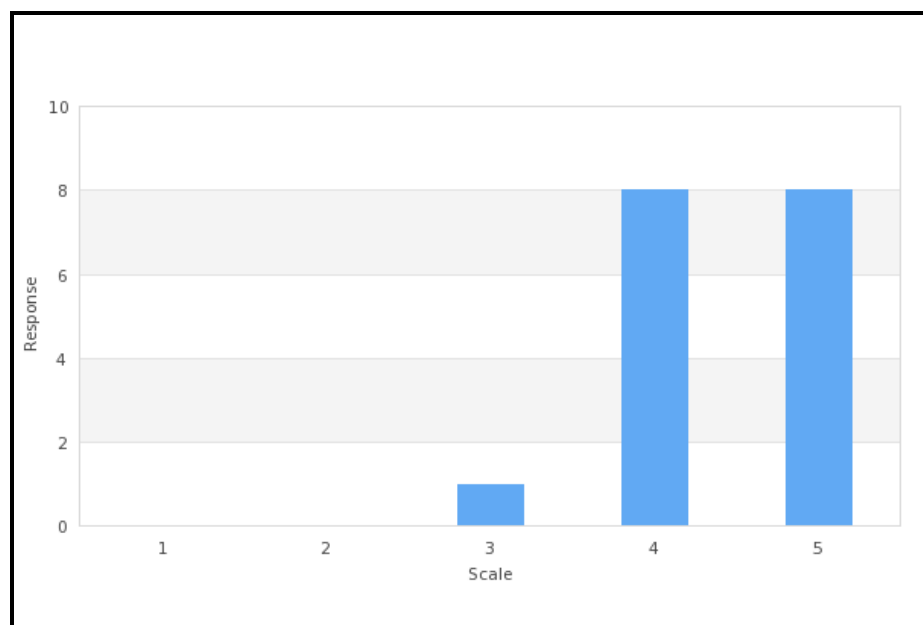
The course materials were enough and helpful.

1-Very Not Agree : 2-Not Agree : 3-Not Sure : 4-Agree : 5-Very Agree



Delivery and execution of teaching was effective.

1-Very Not Agree : 2-Not Agree : 3-Not Sure : 4-Agree : 5-Very Agree



In your opinion which particular topic(s) require more explanation/discussion by the lecturer

1. Everything easy to learn when we are so interested in it. In tweening section maybe need more explanation.
2. Create button
3. How to create animation
4. Coding for some elements...like drag and drop
5. Dreamweaver
6. Technical or practical support
7. I think 'web hosting' requires more explanation.
8. In fact lecturer provides enough discussion and explanations. Dr. Sykin is devoted and helpful. However, the problems lay in students. Some are not mentally-prepared, some are not used to self-directed learning, some lacks motivation when losing way. In my humble opinions, peer teaching could solve this.
9. Dreamweaver susah sikit..haha
10. DW
11. Dreamweaver
12. Dreamweaver
13. Pada bahagian coding perlu penekanan
14. Uploading DW project on webhost. Using videos in Animate.
15. I think the topic drag n drop and inserting name for every page must take more attention... Thank you
16. Topik pelaksanaan perisian animate cc dan Dreamweaver
17. The coding part of Animate, the Announcement, Forum tutorials of Dreamweaver.

Which topic(s) are redundant with other courses?

1. Text section
2. Dreamweaver
3. None
4. audio video
5. No
6. Dreamweaver and animation
7. -
8. Not at all.
9. Nope
10. No
11. no
12. Semuanya, Animate CC dan Dreamweaver
13. tiada
14. None
15. No
16. No
17. No. They were well executed.

Give suggestions how this course can be improved

1. Itâ€¢s already just nice.
2. More training to student
3. A step by step module on how to create.
4. more exercises...so that can easily run with coding
5. Bengkel DW
6. Face to face and clear video for practic.
7. This course is very exciting and interesting! It requires lots of hands-on and I love it. Thank you Dr. Sykin and Dr. Shafie
8. Increase amount of hands on project on the spot. Maybe a session or two for all students sit down, discuss and play around with the software instead of doing project by themselves with the very limited skills they had. Tak kenal maka tak cinta. When they love it, they become passionate.
9. Bahagian Dreamweaver nasib baik Dr ade record video..kena ulang tengok berpuluh-puluh kali baru dpt faham caranya..Terbaik
10. Pembelajaran didalam kelas
11. should give more video tutorial example
12. Memperbanyakkan lagi tugasan berbentuk projek
13. Perlu lebih banyak latihan bersama
14. Need more hands on, step by step practice.
15. I think lecturer can make more details explanation as this subject is quite tough espexially for those who first time to be introduce with this software... Overall the delivery, guidance by lecturer are good.. Thank you..
16. Menjalankan aktiviti menghasilkan bahan pengajaran menggunakan perisian dalam tempoh yang lebih sesuai.
17. This course is quite packed because there are two softwares students have to master in limited time. Maybe the syllabus can be restructured to suit course's timeline.

about

Since 2009 unders 3 VCs and 4 TNCAAs. Updated 31 December 2020