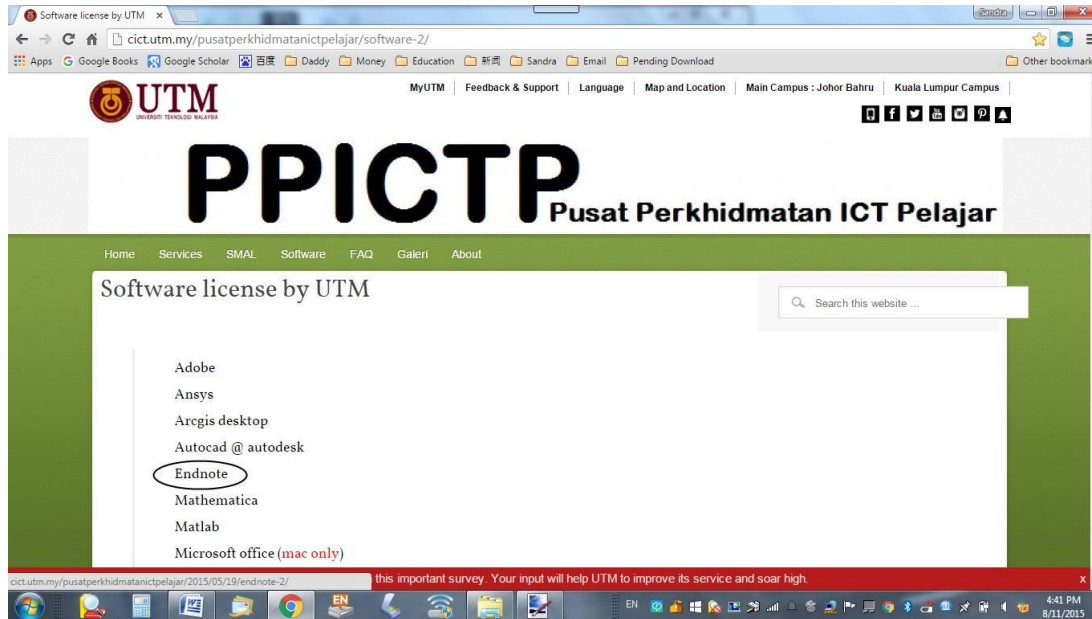


EndnoteX7 User Guide - For UTM students

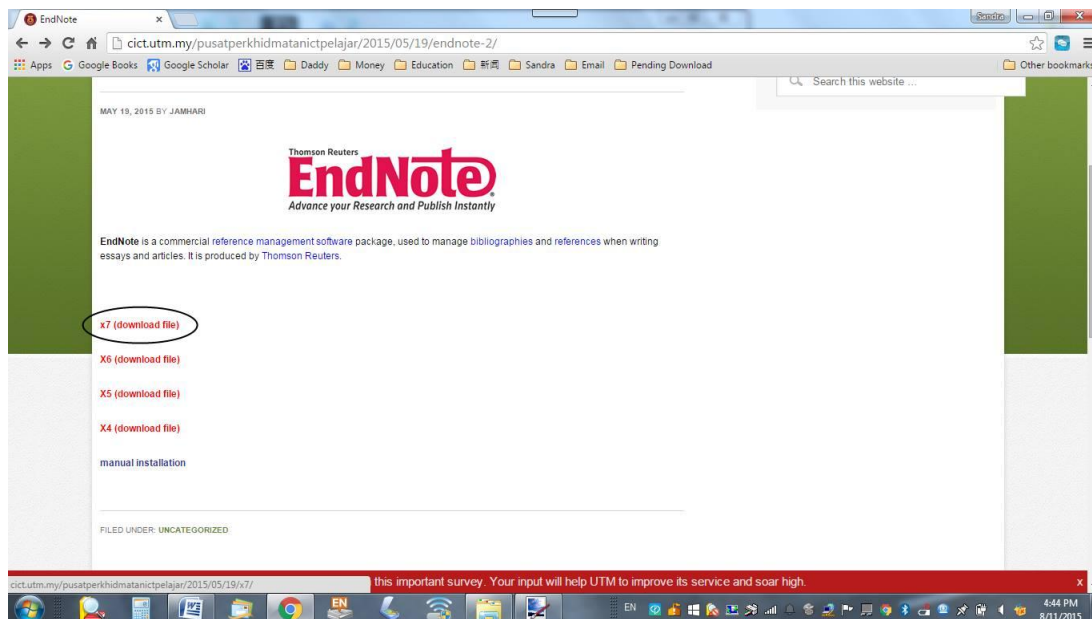
1. Please visit the below URL to obtain the Endnote X7

<http://cict.utm.my/pusatperkhidmatanictpelajar/software-2/>

2. Select Endnote



2. Please select ENDNOTE X7 and install accordingly



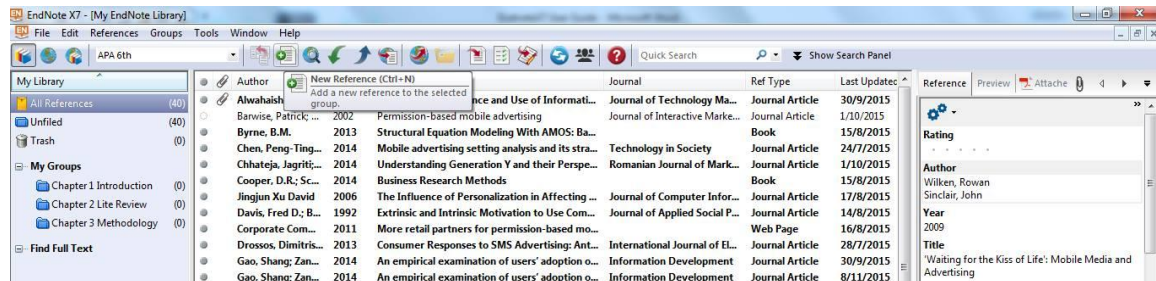
4. After Successful install the Endnote, this is how the interface of Endnote X7 looks like.



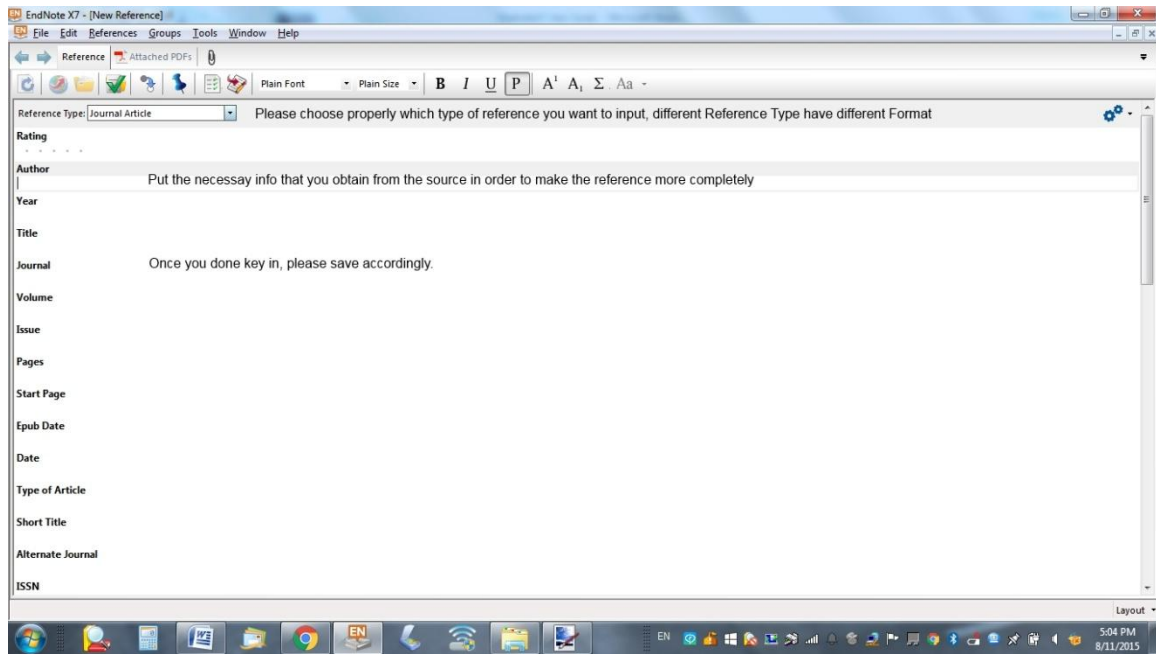
5. How to key in the details in Endnote? It can be done in 2 ways

i) Key In Manually

a) Select New Reference / Ctrl + N



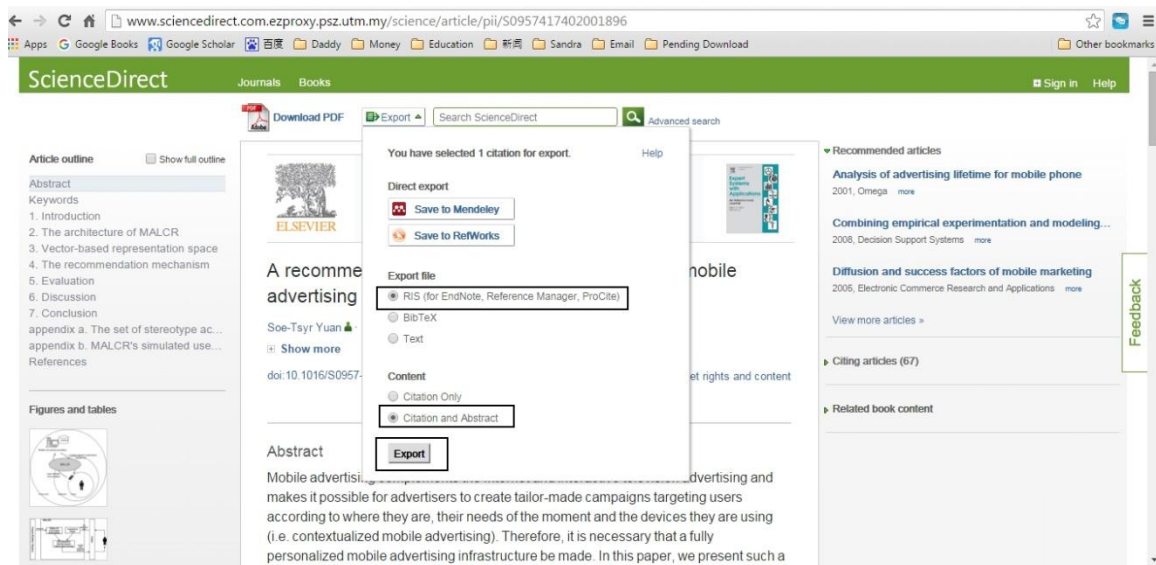
b) please key in all the details and save it accordingly



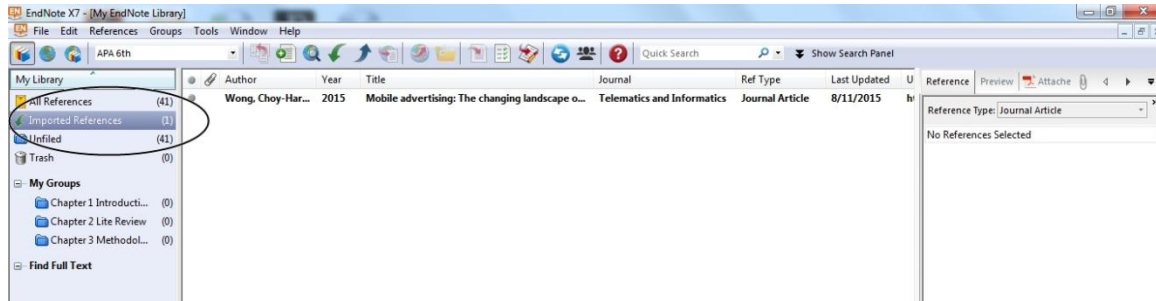
ii. Import RIS link from the website that you download your journals

For Example, Science Direct

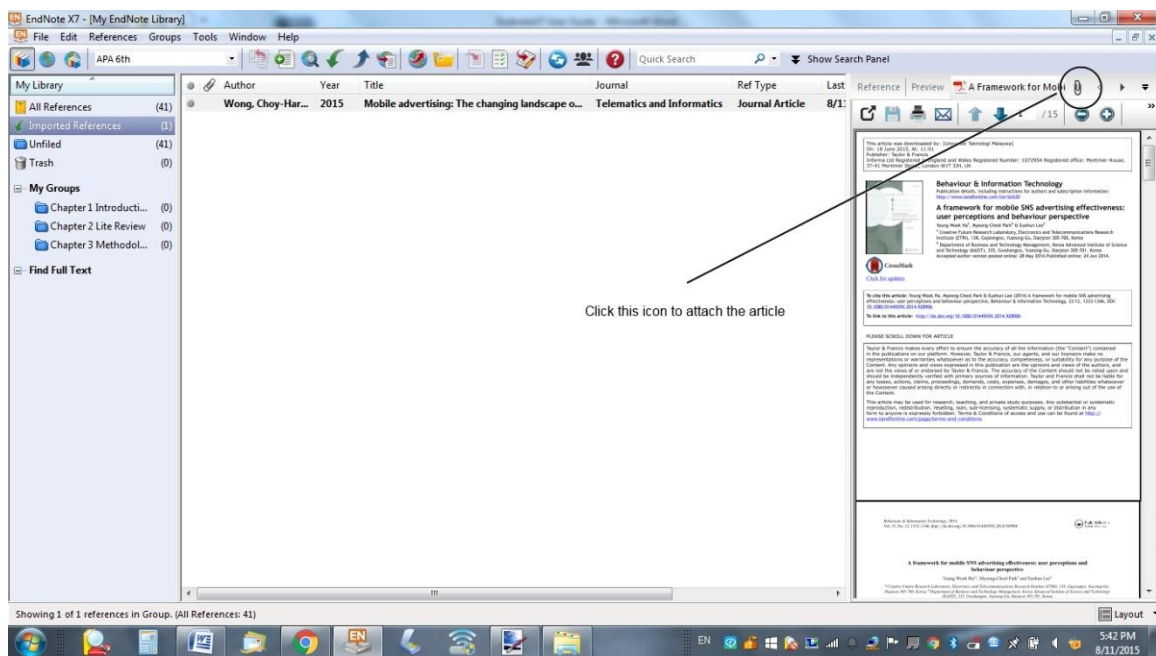
** Please ensure you choose for the RIS format, the content please choose for citation and Abstract



**** Once you already export the citation, please click it, and it will automatically import to your endnote software**

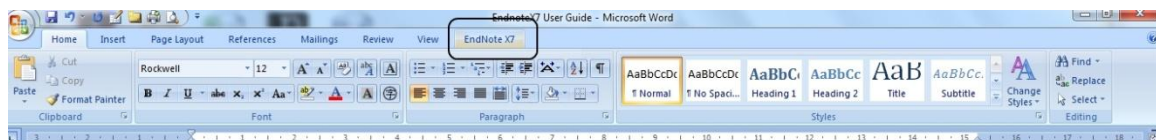


6. Attach PDF (the journal)



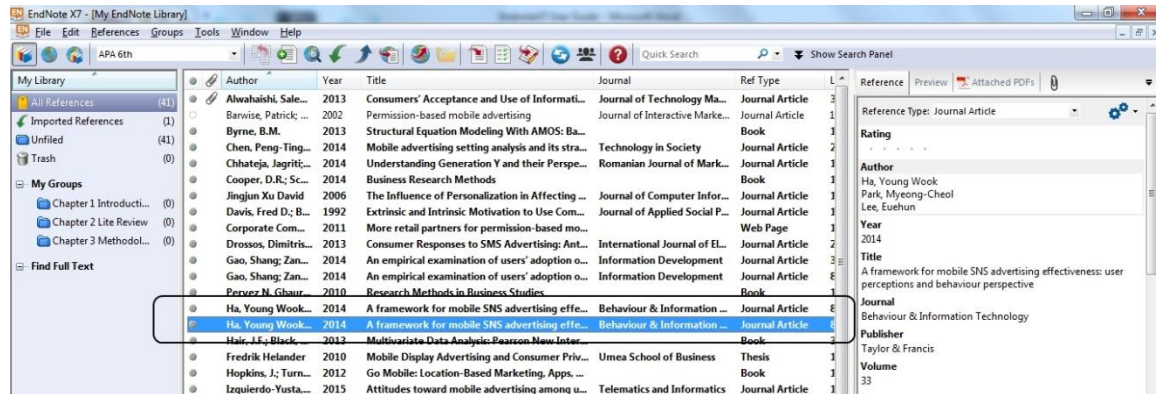
**** please remember to attach the PDF file each time after you manually key in or download the RIS citation in order to reference it easily**

7. Open your microsoft word, you will realize there is a Tab which name Endnote X7 is install .



8. How to do in - text citation?

i. Please open your endnote software, click the journal that you want to do the in - text citation



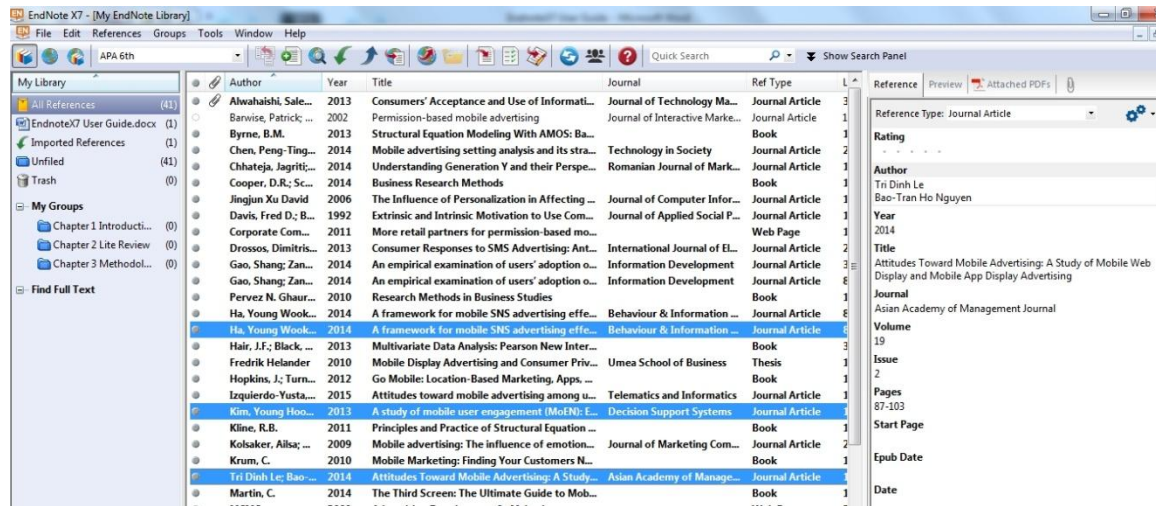
ii. When you want to put the in - text citation, please press **ALT + 2**

it will appear:

(Ha, et al., 2014)

Ha, Y. W., Park, M.-C., & Lee, E. (2014). A Framework for Mobile Sns Advertising Effectiveness: User Perceptions and Behaviour Perspective. *Behaviour & Information Technology*, 33(12), 1333-46.

iii. How about cross reference?



After you use **CTRL** to select the journals, please press the **ALT + 2** as well

It will appear as:

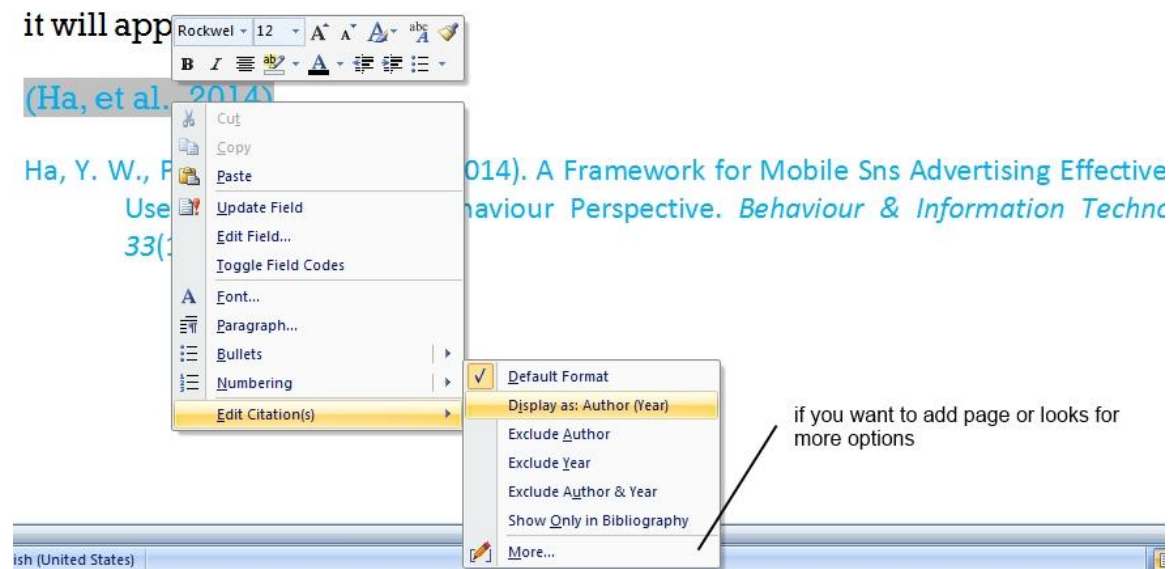
(Ha, et al., 2014; Kim, et al., 2013; Le & Nguyen, 2014)

Ha, Y. W., Park, M.-C., & Lee, E. (2014). A Framework for Mobile Sns Advertising Effectiveness: User Perceptions and Behaviour Perspective. *Behaviour & Information Technology*, 33(12), 1333-46.

Kim, Y. H., Kim, D. J., & Wachter, K. (2013). A Study of Mobile User Engagement (Moen): Engagement Motivations, Perceived Value, Satisfaction, and Continued Engagement Intention. *Decision Support Systems*, 56, 361-70.

Le, T. D., & Nguyen, B.-T. H. (2014). Attitudes toward Mobile Advertising: A Study of Mobile Web Display and Mobile App Display Advertising. *Asian Academy of Management Journal*, 19(2), 87-103.

9. How about others type of in - text citation?



Example:

if you select

Display as **Author (Year)**, it will appear as **Sandra (2015)**

if you select **More**, and add on pages, it will display as **Sandra (2015, p.28)**

What's the benefit to using endnote?

1. Help us manage our reference easily. Once we key in all the details, it will automatically generate the format that we wanted. it can switch to any output style, like Chicago, APA and etc



2. The reference will generate based on alphabet order. After you had done your writing, please click update citations and bibliography to ensure the things is updated.

For more info, please kindly visit their official website or attend the Endnote workshop. My understanding towards the endnote just in basic level. Hopefully my user guide can give you all an overview what is Endnote all about. Thanks :)