

Introduction to Nondestructive Testing



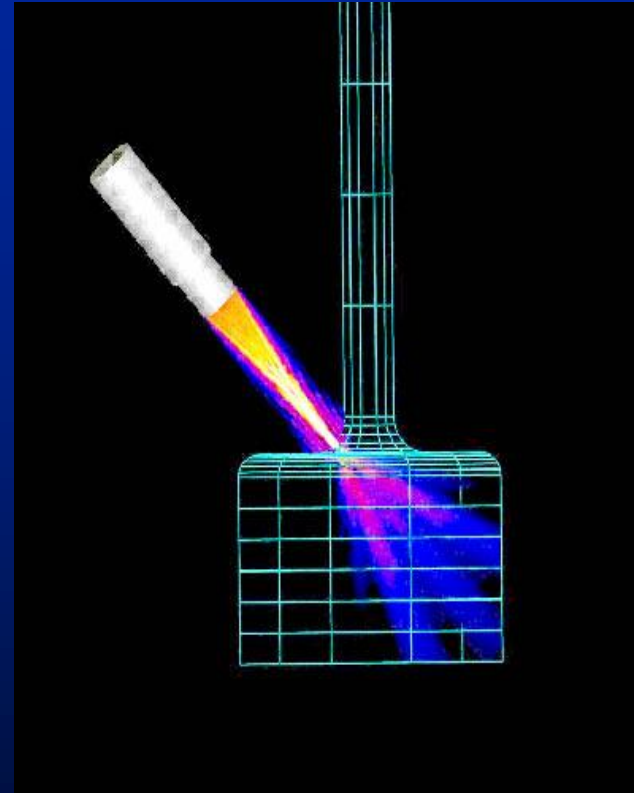
Prepared by the Collaboration for NDT Education.
Partial support for this work was provided by the
National Science Foundation's Advanced Technological
Education program through grant number DUE-0101709.
The opinions expressed are those of the authors and not
necessarily those of the National Science Foundation.

Outline

- **Introduction to NDT**
- **Overview of Six Most Common NDT Methods**
- **Selected Applications**

Definition of NDT

The use of noninvasive techniques to determine the integrity of a material, component or structure or quantitatively measure some characteristic of an object.



i.e. Inspect or measure without doing harm.

Methods of NDT

Visual

Tap Testing

Microwave

Thermography

Magnetic Particle

X-ray

Acoustic Microscopy

Acoustic Emission

Magnetic Measurements

Liquid Penetrant

Ultrasonic

Replication

Flux Leakage

Laser Interferometry

Eddy Current

What are Some Uses of NDE Methods?

- Flaw Detection and Evaluation
- Leak Detection
- Location Determination
- Dimensional Measurements
- Structure and Microstructure Characterization
- Estimation of Mechanical and Physical Properties
- Stress (Strain) and Dynamic Response Measurements
- Material Sorting and Chemical Composition Determination



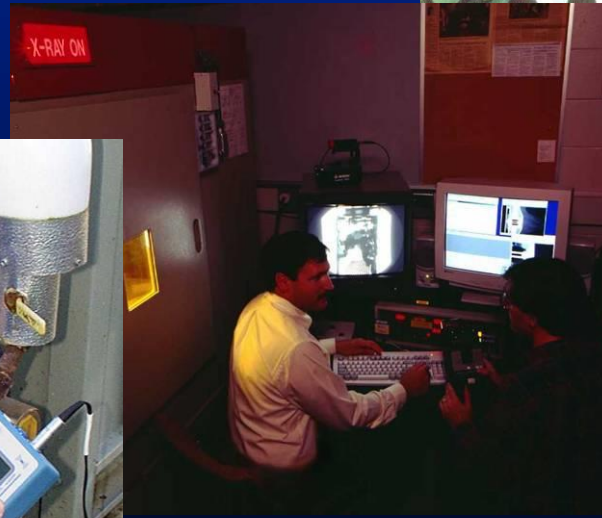
When are NDE Methods Used?

There are NDE application at almost any stage in the production or life cycle of a component.

- To assist in product development
- To screen or sort incoming materials
- To monitor, improve or control manufacturing processes
- To verify proper processing such as heat treating
- To verify proper assembly
- To inspect for in-service damage

Six Most Common NDT Methods

- Visual
- Liquid Penetrant
- Magnetic
- Ultrasonic
- Eddy Current
- X-ray



Visual Inspection



Most basic and common inspection method.

Tools include fiberscopes, borescopes, magnifying glasses and mirrors.

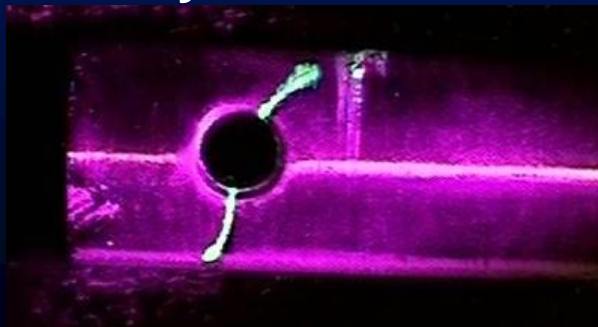
Portable video inspection unit with zoom allows inspection of large tanks and vessels, railroad tank cars, sewer lines.



Robotic crawlers permit observation in hazardous or tight areas, such as air ducts, reactors, pipelines.

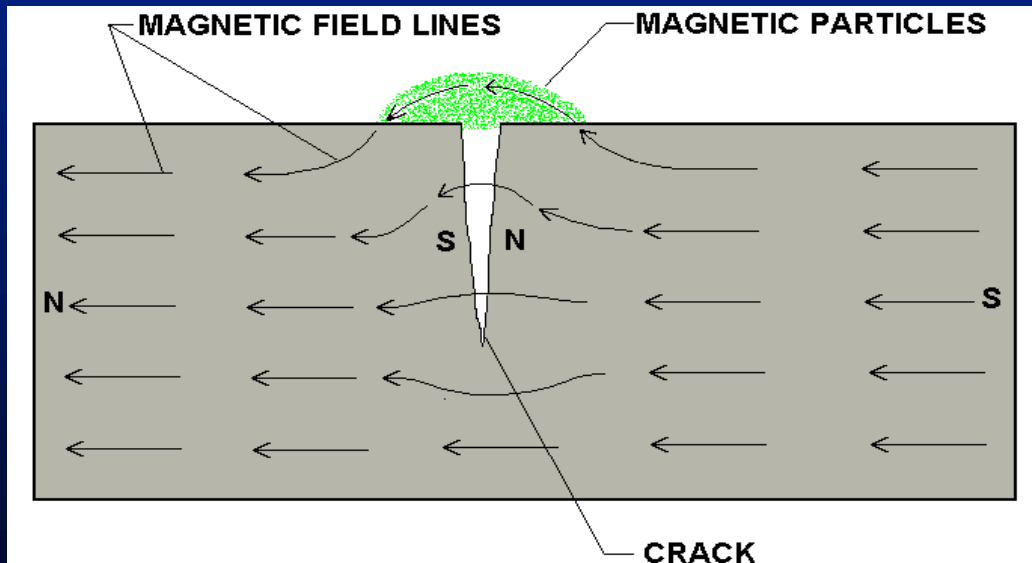
Liquid Penetrant Inspection

- A liquid with high surface wetting characteristics is applied to the surface of the part and allowed time to seep into surface breaking defects.
- The excess liquid is removed from the surface of the part.
- A developer (powder) is applied to pull the trapped penetrant out the defect and spread it on the surface where it can be seen.
- Visual inspection is the final step in the process. The penetrant used is often loaded with a fluorescent dye and the inspection is done under UV light to increase test sensitivity.

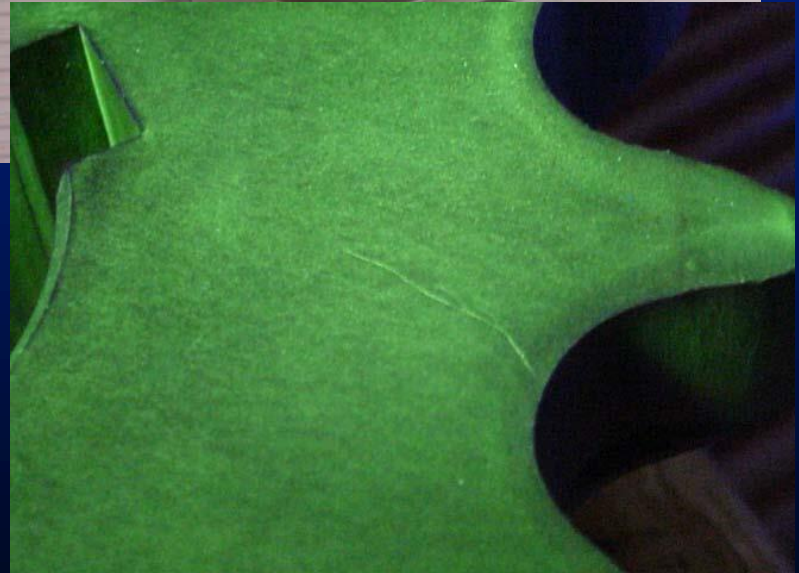



Magnetic Particle Inspection

The part is magnetized. Finely milled iron particles coated with a dye pigment are then applied to the specimen. These particles are attracted to magnetic flux leakage fields and will cluster to form an indication directly over the discontinuity. This indication can be visually detected under proper lighting conditions.

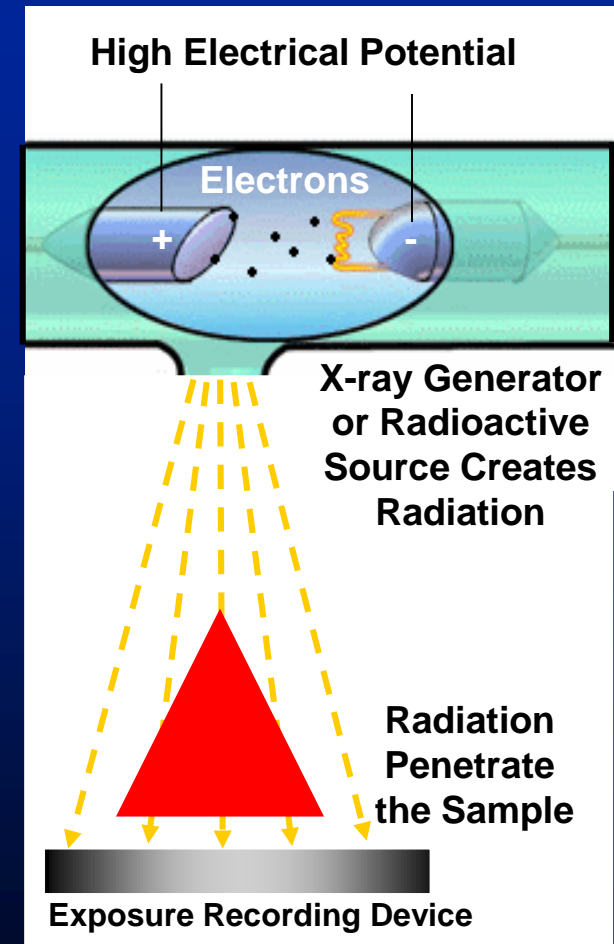
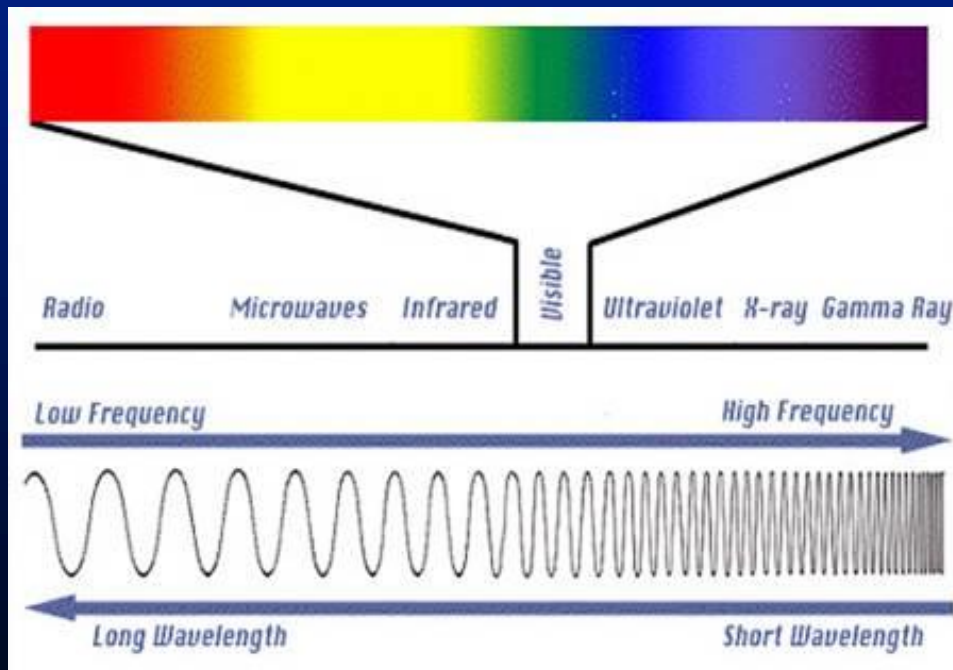


Magnetic Particle Crack Indications




Radiography

The radiation used in radiography testing is a higher energy (shorter wavelength) version of the electromagnetic waves that we see as visible light. The radiation can come from an X-ray generator or a radioactive source.




Film Radiography

The part is placed between the radiation source and a piece of film. The part will stop some of the radiation. Thicker and more dense area will stop more of the radiation.



X-ray film



Top view of developed film

The film darkness (density) will vary with the amount of radiation reaching the film through the test object.

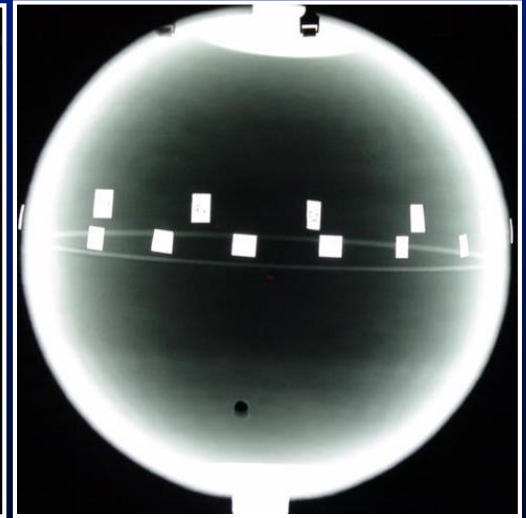




= less exposure

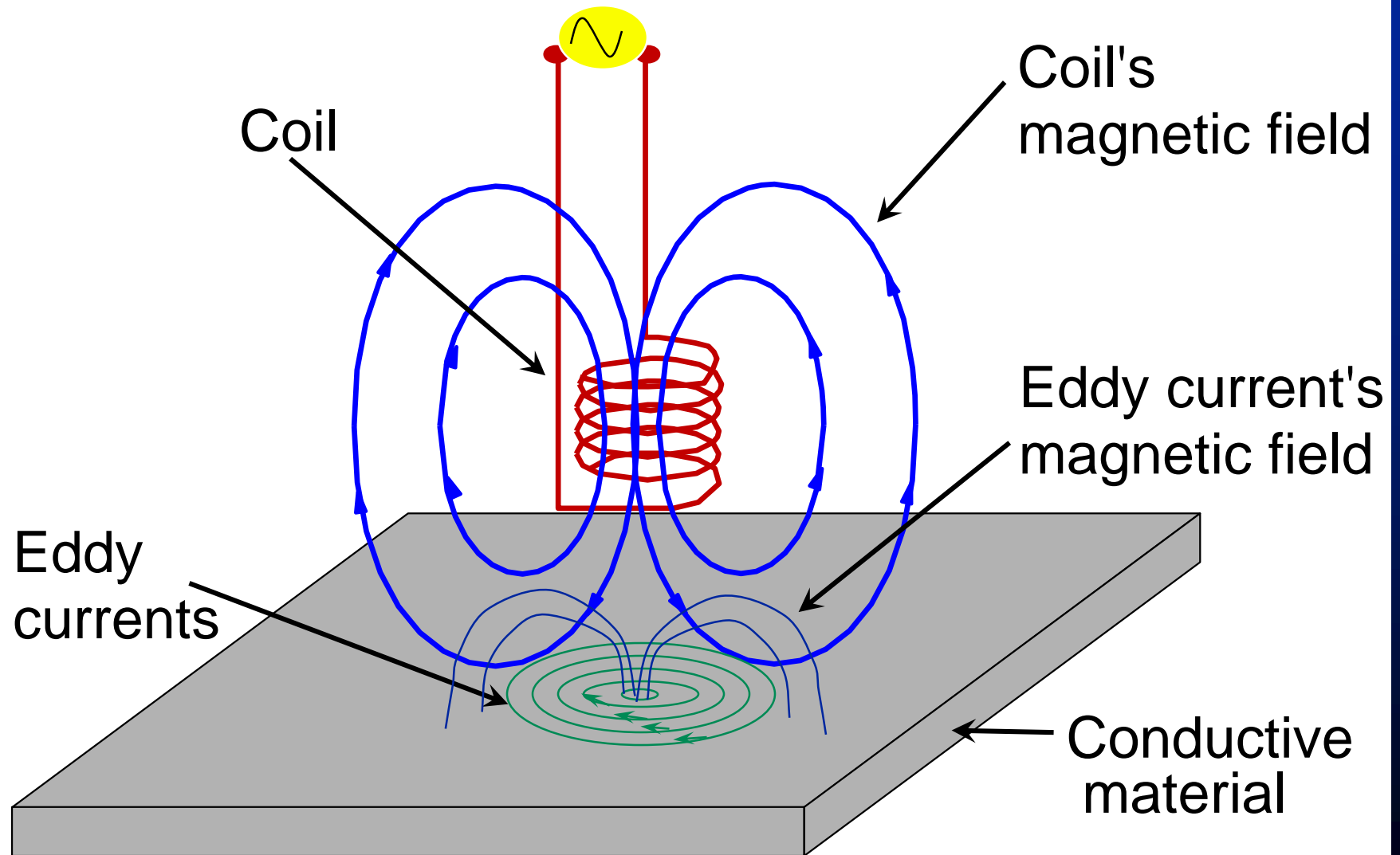


= more exposure

Radiographic Images



Eddy Current Testing



Eddy Current Testing

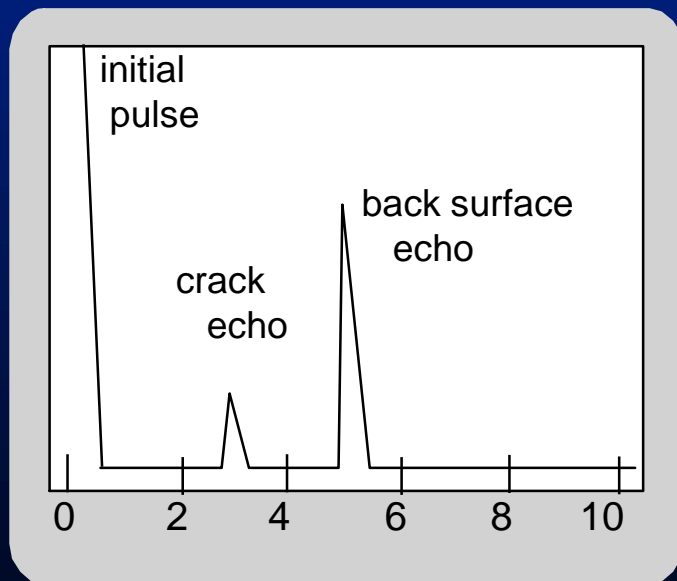
Eddy current testing is particularly well suited for detecting surface cracks but can also be used to make electrical conductivity and coating thickness measurements. Here a small surface probe is scanned over the part surface in an attempt to detect a crack.



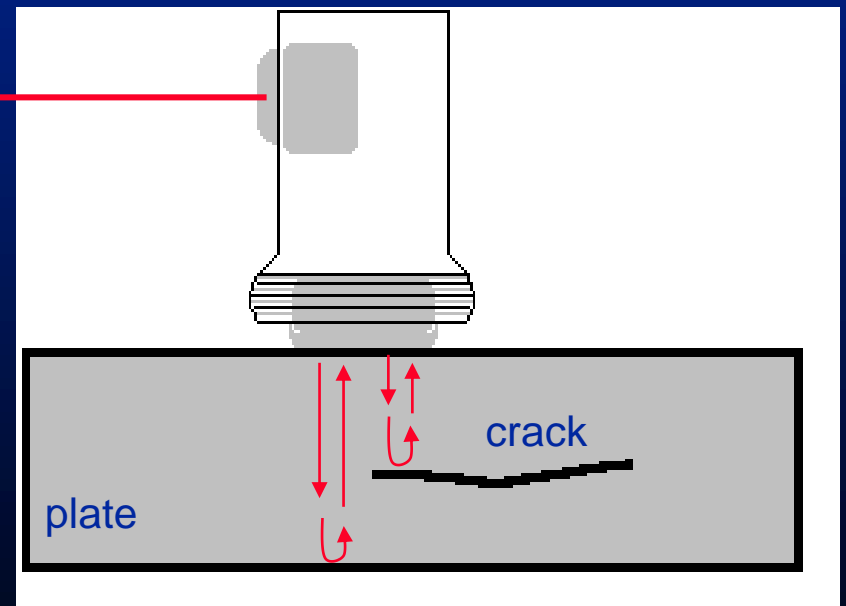
Ultrasonic Inspection (Pulse-Echo)

High frequency sound waves are introduced into a material and they are reflected back from surfaces or flaws.

Reflected sound energy is displayed versus time, and inspector can visualize a cross section of the specimen showing the depth of features that reflect sound.



Oscilloscope, or flaw detector screen

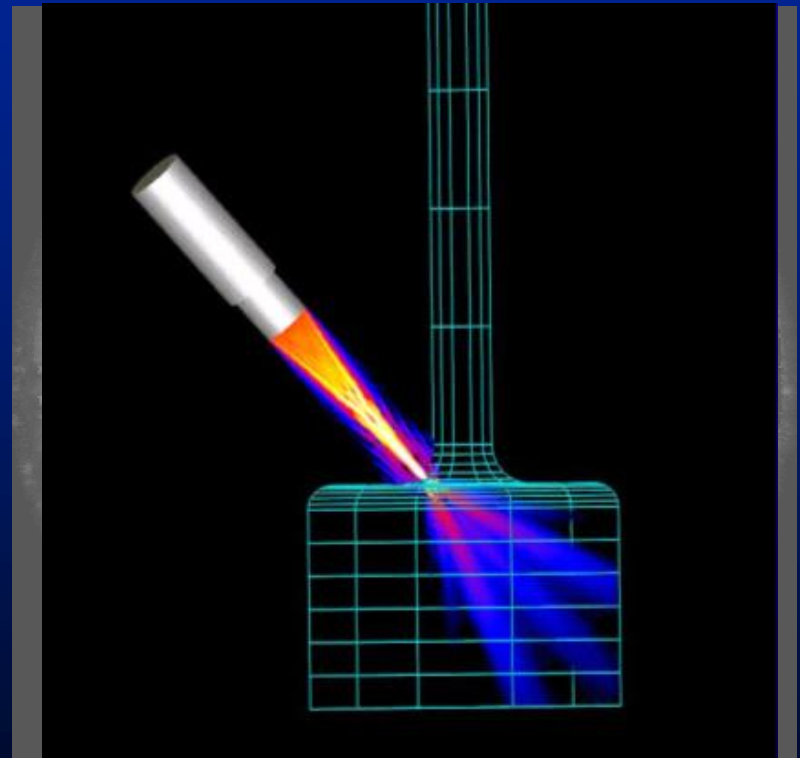


Ultrasonic Imaging

High resolution images can be produced by plotting signal strength or time-of-flight using a computer-controlled scanning system.



Gray scale image produced using the sound reflected from the front surface of the coin



Color image produced using the sound reflected from the back surface of the coin (inspected from "heads" side)

Common Application of NDT

- **Inspection of Raw Products**
- **Inspection Following Secondary Processing**
- **In-Services Damage Inspection**


Inspection of Raw Products

- Forgings,
- Castings,
- Extrusions,
- etc.



Inspection Following Secondary Processing

- Machining
- Welding
- Grinding
- Heat treating
- Plating
- etc.



Inspection For In-Service Damage

- Cracking
- Corrosion
- Erosion/Wear
- Heat Damage
- etc.



Power Plant Inspection

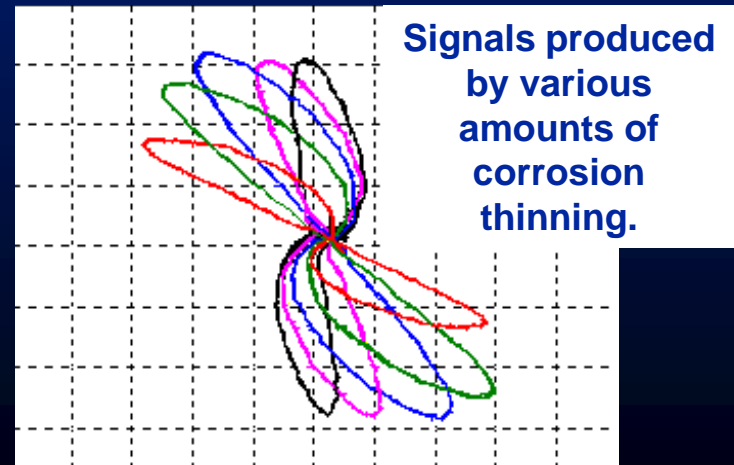


Periodically, power plants are shutdown for inspection. Inspectors feed eddy current probes into heat exchanger tubes to check for corrosion damage.




Pipe with damage

Probe



Wire Rope Inspection

Electromagnetic devices and visual inspections are used to find broken wires and other damage to the wire rope that is used in chairlifts, cranes and other lifting devices.




Storage Tank Inspection

Robotic crawlers use ultrasound to inspect the walls of large above ground tanks for signs of thinning due to corrosion.

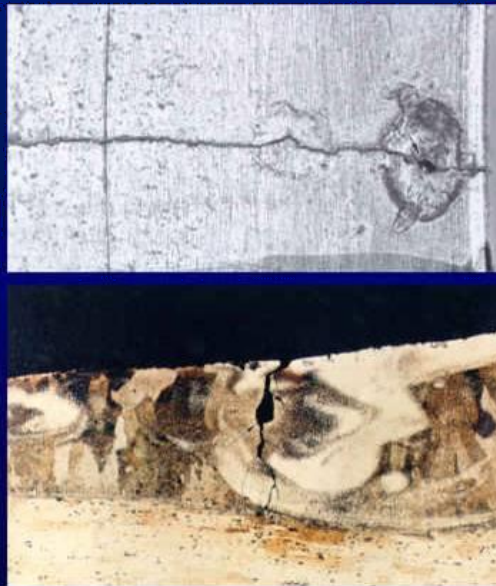


Cameras on long articulating arms are used to inspect underground storage tanks for damage.




Aircraft Inspection

- Nondestructive testing is used extensively during the manufacturing of aircraft.
- NDT is also used to find cracks and corrosion damage during operation of the aircraft.
- A fatigue crack that started at the site of a lightning strike is shown below.



Jet Engine Inspection

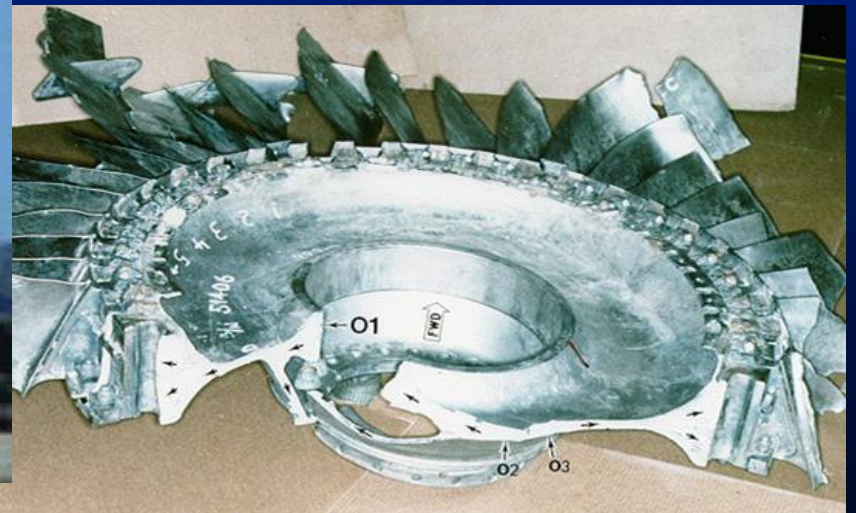
- Aircraft engines are overhauled after being in service for a period of time.
- They are completely disassembled, cleaned, inspected and then reassembled.
- Fluorescent penetrant inspection is used to check many of the parts for cracking.



Crash of United Flight 232

Sioux City, Iowa, July 19, 1989

A defect that went undetected in an engine disk was responsible for the crash of United Flight 232.



Pressure Vessel Inspection

The failure of a pressure vessel can result in the rapid release of a large amount of energy. To protect against this dangerous event, the tanks are inspected using radiography and ultrasonic testing.

Film being placed inside pressure vessel I.D. for circumferential weld inspection using radiophy



Isotope radiography
of weld on pressure vessel

Rail Inspection

Special cars are used to inspect thousands of miles of rail to find cracks that could lead to a derailment.



Bridge Inspection

- The US has 578,000 highway bridges.
- Corrosion, cracking and other damage can all affect a bridge's performance.
- The collapse of the Silver Bridge in 1967 resulted in loss of 47 lives.
- Bridges get a visual inspection about every 2 years.
- Some bridges are fitted with acoustic emission sensors that “listen” for sounds of cracks growing.



Photo Courtesy of Physical Acoustics Corporations

Pipeline Inspection

NDT is used to inspect pipelines to prevent leaks that could damage the environment. Visual inspection, radiography and electromagnetic testing are some of the NDT methods used.



Magnetic flux leakage inspection. This device, known as a pig, is placed in the pipeline and collects data on the condition of the pipe as it is pushed along by whatever is being transported.



Photo Courtesy of Inuktun

Remote visual inspection using a robotic crawler.



Photo Courtesy of Yxlon International

Radiography of weld joints.

Special Measurements

Boeing employees in Philadelphia were given the privilege of evaluating the Liberty Bell for damage using NDT techniques. Eddy current methods were used to measure the electrical conductivity of the Bell's bronze casing at various points to evaluate its uniformity.



For More Information on NDT

NDT

Resource Center

[Home](#) - [About NDT](#) - [Resources](#) - [Careers](#) - [Site Navigation](#)

Resources for

Jr. & Sr.
High Students

College
Students

Counselors
& Parents

Educators

NDT
Professionals



**The Focal Point
for NDT Education**

Featured Site



CNDE

Quick Links to

Basic Science



Click Here

NDT Course Material

Eddy Current
Penetrant
Magnetic Particle
X-ray
Ultrasonic

[Provide Feedback](#) - [Sponsors & Contributors](#) - [Terms & Conditions](#) - [About the Site](#) - [Webmaster](#)



Survey



The Collaboration for NDT Education

www.ndt-ed.org

THE AMERICAN SOCIETY FOR NONDESTRUCTIVE TESTING

- Home
- Membership
- Certification
- Publications
- Standards
- Research
- Technical Services
- Books
- What's New
- Learning
- Awards and Honors



ASNT 42nd Annual Research Symposium: A Confluence of Technology and Industry

ORLANDO, 10-14 MARCH 2025

Welcome to ASNT!

ASNT helps create a value world by giving the NDT professionals what promising NDT technologies, through publishing, collaboration, research and continuing education.

Here's what you can do now:

- **Make the transition** from the ASNT General Certification Program without interruption.
- The **NET** (Nondestructive Evaluation) system will be complete within your first month. A few months after that you will be better off ASNT level 2/3/4/5/6/7/8/9/10/11/12/13/14/15/16/17/18/19/20/21/22/23/24/25/26/27/28/29/30/31/32/33/34/35/36/37/38/39/40/41/42/43/44/45/46/47/48/49/50/51/52/53/54/55/56/57/58/59/60/61/62/63/64/65/66/67/68/69/70/71/72/73/74/75/76/77/78/79/80/81/82/83/84/85/86/87/88/89/90/91/92/93/94/95/96/97/98/99/100/101/102/103/104/105/106/107/108/109/110/111/112/113/114/115/116/117/118/119/120/121/122/123/124/125/126/127/128/129/130/131/132/133/134/135/136/137/138/139/140/141/142/143/144/145/146/147/148/149/150/151/152/153/154/155/156/157/158/159/160/161/162/163/164/165/166/167/168/169/170/171/172/173/174/175/176/177/178/179/180/181/182/183/184/185/186/187/188/189/190/191/192/193/194/195/196/197/198/199/200/201/202/203/204/205/206/207/208/209/210/211/212/213/214/215/216/217/218/219/220/221/222/223/224/225/226/227/228/229/230/231/232/233/234/235/236/237/238/239/240/241/242/243/244/245/246/247/248/249/250/251/252/253/254/255/256/257/258/259/260/261/262/263/264/265/266/267/268/269/270/271/272/273/274/275/276/277/278/279/280/281/282/283/284/285/286/287/288/289/290/291/292/293/294/295/296/297/298/299/300/301/302/303/304/305/306/307/308/309/310/311/312/313/314/315/316/317/318/319/320/321/322/323/324/325/326/327/328/329/330/331/332/333/334/335/336/337/338/339/340/341/342/343/344/345/346/347/348/349/350/351/352/353/354/355/356/357/358/359/360/361/362/363/364/365/366/367/368/369/370/371/372/373/374/375/376/377/378/379/380/381/382/383/384/385/386/387/388/389/390/391/392/393/394/395/396/397/398/399/400/401/402/403/404/405/406/407/408/409/410/411/412/413/414/415/416/417/418/419/420/421/422/423/424/425/426/427/428/429/430/431/432/433/434/435/436/437/438/439/440/441/442/443/444/445/446/447/448/449/450/451/452/453/454/455/456/457/458/459/460/461/462/463/464/465/466/467/468/469/470/471/472/473/474/475/476/477/478/479/480/481/482/483/484/485/486/487/488/489/490/491/492/493/494/495/496/497/498/499/500/501/502/503/504/505/506/507/508/509/510/511/512/513/514/515/516/517/518/519/520/521/522/523/524/525/526/527/528/529/530/531/532/533/534/535/536/537/538/539/540/541/542/543/544/545/546/547/548/549/550/551/552/553/554/555/556/557/558/559/560/561/562/563/564/565/566/567/568/569/570/571/572/573/574/575/576/577/578/579/580/581/582/583/584/585/586/587/588/589/590/591/592/593/594/595/596/597/598/599/600/601/602/603/604/605/606/607/608/609/610/611/612/613/614/615/616/617/618/619/620/621/622/623/624/625/626/627/628/629/630/631/632/633/634/635/636/637/638/639/640/641/642/643/644/645/646/647/648/649/650/651/652/653/654/655/656/657/658/659/660/661/662/663/664/665/666/667/668/669/670/671/672/673/674/675/676/677/678/679/680/681/682/683/684/685/686/687/688/689/690/691/692/693/694/695/696/697/698/699/700/701/702/703/704/705/706/707/708/709/710/711/712/713/714/715/716/717/718/719/720/721/722/723/724/725/726/727/728/729/730/731/732/733/734/735/736/737/738/739/740/741/742/743/744/745/746/747/748/749/750/751/752/753/754/755/756/757/758/759/760/761/762/763/764/765/766/767/768/769/770/771/772/773/774/775/776/777/778/779/780/781/782/783/784/785/786/787/788/789/790/791/792/793/794/795/796/797/798/799/800/801/802/803/804/805/806/807/808/809/810/811/812/813/814/815/816/817/818/819/820/821/822/823/824/825/826/827/828/829/830/831/832/833/834/835/836/837/838/839/840/841/842/843/844/845/846/847/848/849/850/851/852/853/854/855/856/857/858/859/860/861/862/863/864/865/866/867/868/869/870/871/872/873/874/875/876/877/878/879/880/881/882/883/884/885/886/887/888/889/890/891/892/893/894/895/896/897/898/899/900/901/902/903/904/905/906/907/908/909/910/911/912/913/914/915/916/917/918/919/920/921/922/923/924/925/926/927/928

The American Society for Nondestructive Testing

www.asnt.org